6

6 3.0

., .

2

2.1 THE APPEARANCE AND DESCRIPTION 5

2.2 KEYS FUNCTION DESCRIPTION 5

2.2.1 S 5

2.2.2 F 6

2.2.3 P 6

2.2.4 A 6

2.2.5 F 6

2.2.6 E 6

2.2.7 S 7

2.3 MAIN SCREEN AND AXIS DEFINITION 7

2.3.1 M 7

2.3.2 M 8

3.1 ORIGIN AND RETURNING 8

3.2 STOPPED STATE 9

3.3MANUAL 9

3.3.1 A 10

3.3.2 P 11

3.4 AUTO 12

3.4.1 A 12

3.4.2 A 13

3.4.3 C R U R 14

3.4.4 A 14

3.4.5 S 14

3.4.6 P 14

4.1 PROGRAM TO LOAD AND CREATE 15

4.2 PROGRAM TEACHES 17

4.2.1 M 18

4.2.2 In e ac ion 20

4.2.3 S 22

5.1 MANUAL 24

5.1.1 S 24

5.1.2 L 25

5.1.3 A S 26

5.1.4 B /R 30

5.2 MECHANISM 31

5.2.1 S 33

5.2.2 T 46

5.3 SERVO 47

5.4 UPDATE 48

6.1 I/O MONITOR 50

6.2 RECORD 51

6.2.1 A 51

6.2.2 M 52

6.3 SINGLE ALARM INFORMATION AND PROCESSING METHODS 53

6.4 ON LINE ALARM INFORMATION AND PROCESSING METHOD 104

7.1 MAIN CONTROL PANEL PORT DEFINITIONS 108

P TC..... 109

DEFINITION..... 110

rA7 &mc (

8.1 CAN CO UNICATI

1.1 Ba ic config a ion

1 8 -Inch colo o ch c een

2 Se o con ol boa d

3 I/O boa d

4 Po e ppl (24V DC po e ppl).

1.2 In alla ion of he em

1 Wi ing ope a ion m be ca ied o b a p ofe ional elec ician.

2 Confi m ha he po e i di connec ed befo e o can begin o k.

3 Mo n ed on a me al, ch a flame e a dan and a a f om comb ible .

4 M be ed i h afe g o nding.

5 E e nal po e ppl an e cep ion occ , he con ol em fail e ma occ , in o de o make he hole em o k, plea e be e o e he e e nal afe ci c i of he con ol em.

6 Befo e in alling, i ing, ope a ion, main enance, m be familia i h he con en of hi man al e m al o be familia i h he ele an machine , elec onic kno ledge and all he ele an afe p eca ion .

7 In all he con olle bo , ho ld ha e good en ila ion, oil-p oof, d -p oof condi ion . If he elec onic con ol bo i clo ed he con olle empe a e i oo high, affec ing i no mal o k, be fi ed i h e ac o fan, elec ic bo a he app op ia e empe a e o 50belo , do no e in de and f o en place .

8 Con olle ho ld a oid con ac i h acce o ie , an fo me and o he comm nica ion fea e , a oid nnece a ge di bance .

No e: he dange ca ed b he imp ope handling, incl ding pe onal inj o acciden .

STOP AUTO
Top Stop
Bottom Stop
Allow Stamping
Safe Zone
STOP
X−
X+
Y−
Y+
S−
S+
START
STOP
ORI

2-1

Man al+ "

1 **"** **"** Ke : o igin e n and a o mo emen , p e ing hi b on ill a he app op ia e ac ion.

" **"** Ke : a o a , p e hi ke , o ill be a gh he la ep of he p og am a o op ; in op mode, hi ke o clea he ala m di pla ha ha been e ol ed.

2 **"** **"** Ke : in op mode, p e hi ke , hen p e he a ke , a ed e ning a he o igin.

" **"** Ke : p e hi ke o " I/O Re e he "check in he in e face I/O O p poin a e e e .

3 **"** **"** Ke : hi ke i ed o adj he peed of man al and a o global.

1 **5** : The co e ponding f nc ion on he di pla panel.

+, -, +, -, +, -, +, -, +, - : In man al a , p e he co e ponding a i mo e .

Man al a e hen p eci e po i ioning, o can e he p eci e mo emen of he knob a i . The a ba , o can elec hich a i fo adj men .

X1: A g id a i 0.01mm O o o a e 0.01 Deg ee .

X5: One-a i an la ion 0.05mm O o o a e 0.05 Deg ee .

X10: One-a i an la ion 0.1mm O o o a e 0.1 Deg ee .

P e he eme genc op b on in an eme genc , ill c off all a e enabling all IO Main aining he c en a . em ale : eme genc op.

Knob c e o , p e he " op" b on, he ala m can be elimina ed.

"P nch o igin": dead ignal a di pla on he p nch.

"Safe g a ing": dead ignal a i di pla ed nde he p nch.

"Allo p nch": p nch allo he a e o di pla he o p of he em.

"P nch op": he obo in p nch ho he a of he afe a ea.

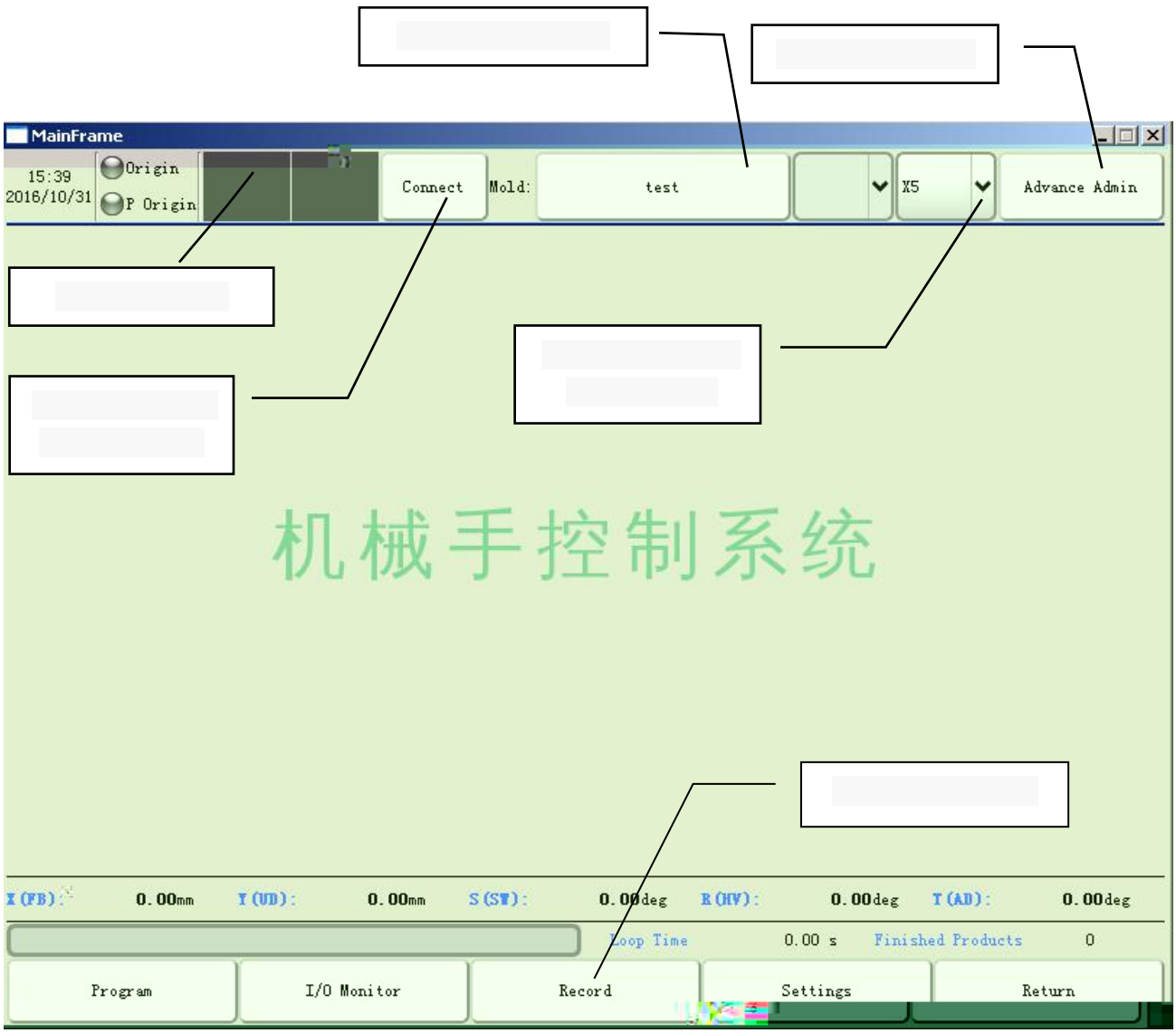

X (FB) a i : manip la o , he back a i .

Y (UD) a i : i e of he machine, d op a i .

S (SW) a i : manip la o a m a i .

R (HV) a i : manip la o The f on end The calib a ion a i .

T (AD) a i : flip a i of he obo a m.

Manip la o i h man al, a o op, h ee nning all f om he lef elec ion i ch fo man al a e , in hi a e, he manip la o can be man al ope a ed. S a elec ion i ch o he middle po i ion o op a e manip la o in he a e op all mo emen , machine can be ca ied o onl o igin e n ope a ion. Selec i ch o he igh po i ion and p e he " a " b on, he obo in o a o ope a ion.

Fo machine o co ec l a o af e each ime o n on he po e , o m e e o he ac ion a he ce a ion of he a e of o igin. O igin e n o ac ion ill d i e he obo e e ed o he o iginal po i ion each a i , ac m and clamp e n o he off po i ion.

Back p oce e : in he op a e, p e he "o igin" ke once S em pop p a dialog bo , he e a e o op ion in he dialog bo , choo e acco ding o he ac al i a ion (①lef -handed: check hi a he obo lef he o igin.② Righ hand: he poin on he igh of he obo hen o check hi .③ If he manip la o i hich one o check he o igin line) check i comple ed p e he " a " b on, he obo a e b Sh n e ence and e ning o he o igin po i ion When all e o a e and e ning o he o iginal po i ion, obo icon a he o igin in he ppe lef co ne of he c een ill n g een.

When o igin e n e manip la o can be man al, a o ope a ion and pa ame e e ing, in ca e of eme genc o can p e he op b on o op he o igin e n o p e he eme genc op b on.

A Fig e 2-3 Sho , he op can be e fo p og am managemen f nc ion and ope a ion .

Selec i ch o he man al po i ion, obo en e ed man al. Man al page a e a follo :

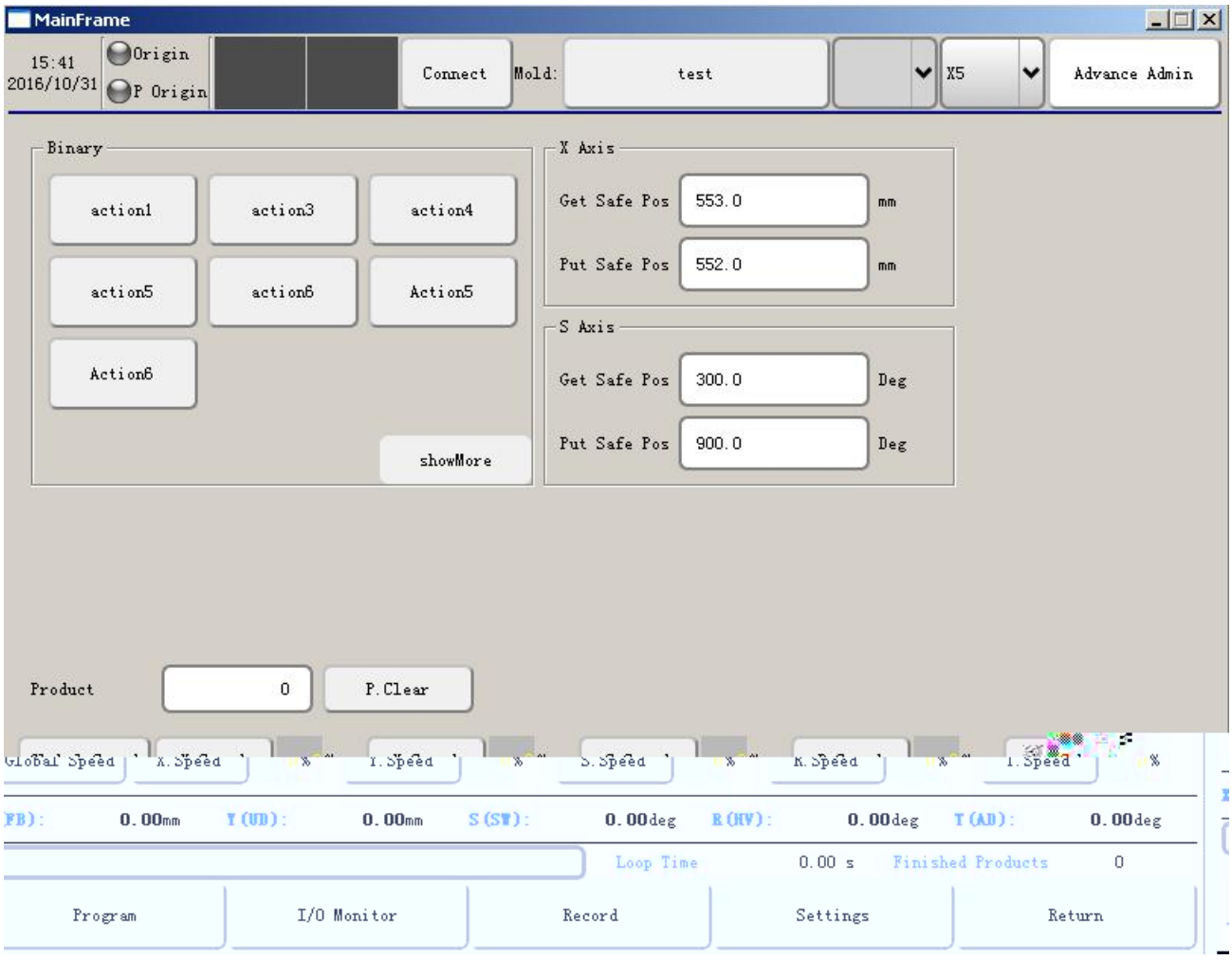

P e he co e ponding ke X+,X-,Y+,Y-,S+,S-,R+,R-,T+,T- Co e ponding ac ion of he a i , a i ill immedia el ho in he follo ing fig e.

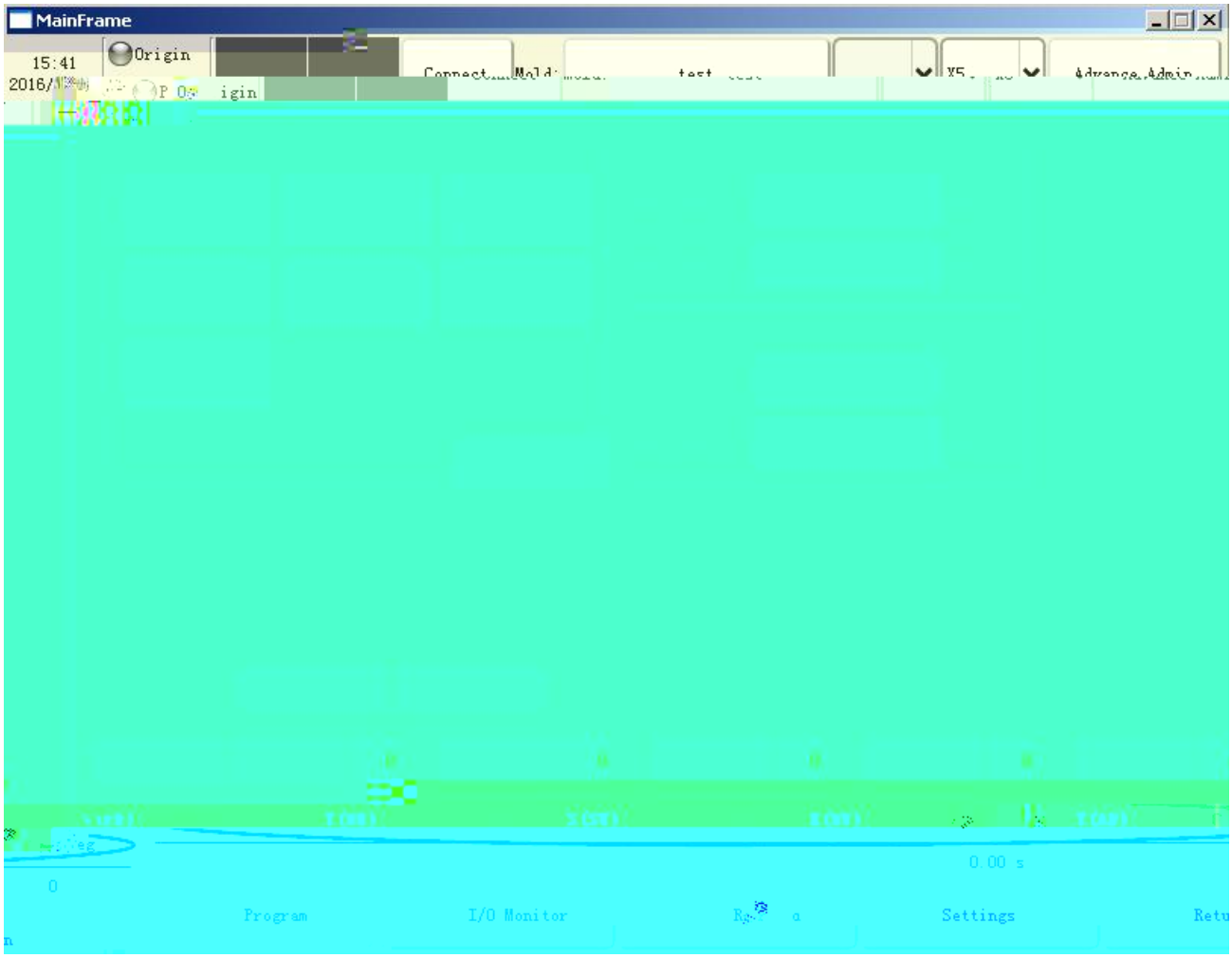

In he man al on he ppe lef co ne of he page, pne ma ic i che and o le poin of he ac ion ill appea , click on he co e ponding al e, bl e can o p . A ho n in he follo ing fig e:

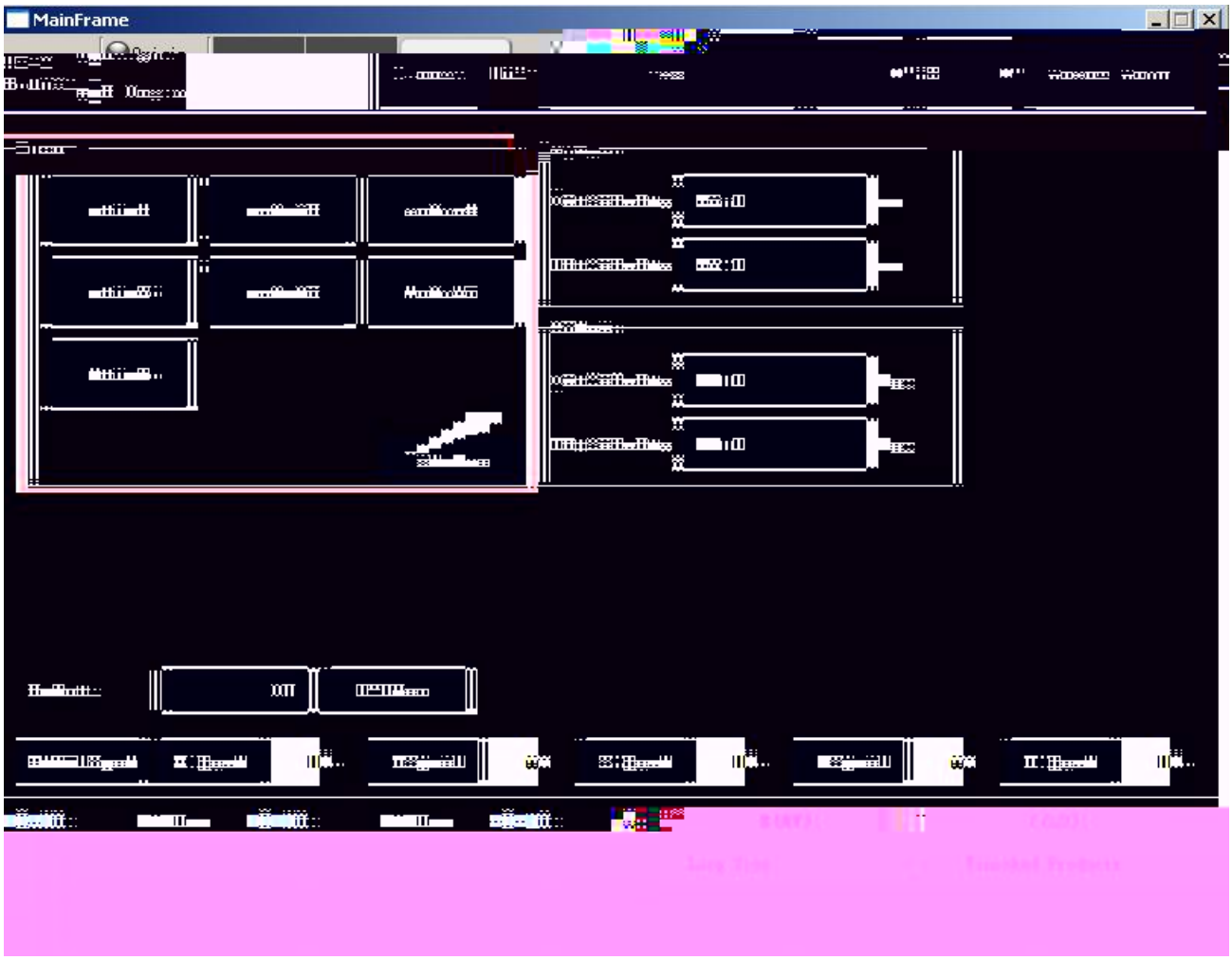

Click [mo e ac ion] can be opened o clo e mo e al e o o p poin , a ho n belo

No e: in f nc ion, mechanical, c e, mechanical hand, i ch, check he " a p e ing"

op ion and manip la o in he afe ange o click "allo amping" b on p e ill be eall amping (o p amping ignal).

T n he elec o i ch o a oma ion loca ion manip la o in o andb mode a oma icall , p e he a ke again manip la o in o a o ope a ion, A o nning can moni o da a of he manip la o . A o n page i di pla ed a ho n belo .

he manip la o c cle each ime.

In a o ope a ion can be elec ed clicking on "global peed ", " X Speed"," Y Speed"," S Speed"," R Speed "," T Speed " b on, hen choo e m l iple of he peed of (X1 X5 X10) P e add and b ac peed ke o adj he peed. A ho n in he follo ing fig e:

P epa b he p og am S ck,Clip and e e ed ha e he op [illegible] ec o di [illegible] de ec he de ail en e ed in he op a e, "Se ing " "A i " "S c " I/O checked " e ing page If o choo e o e he e ing. The A o n p oce , click on he " n" n be een p og am ep , he em ill de ec he he a confi ma ion ignal, if he ackno ledgemen ignal i no de ec ed, o ill be in he nning o ake andb ala m "failed o fe ch" choo e o con in e o o e ac , click on he "no nning" confi med ha he em doe no de ec a ignal.

In an online a e, if one machine fail , need o op a e, p e he " op" ke ala m elimina ion. Call back o a o a , p e he a ke o con in e a o ope a ion.

Ala m hen he machine a e i lo . Need o fo ce he obo o ac ion, if he p od c ha been p nch comple ed, e ac i poin allo ed, machine ill be fo ced o pick p, o do no need a obo ic a m o allo ignal on.

If manip la o on he p od c , o can click allo o age, machine ill be fo ced o p and nde do no need a obo o enable ignal.

Single-loop a , he obo n a loop o op.

The a oma ic ope a ion of ingle ca e, p e he [] b on o pend he manip la o (bl e) manip la o ill immedia el pend" and pop- p ala m, ch a mechanical hand, ed] in e o n and hen click [pa e] b on manip la o (hi e) and hen p e he [a] ke manip la o conde p on n.

The online ca e if one obo manip la o p e [pa e] b on

p e he he hand con olle on he [a] ke manip la o con in e o n.

In he op a e, click on he "p og am" mode name o en e he model n mbe of he back page, cop he page o c ea e ne p og am , p og am, load p oced e , and dele e he p og am.

Fo diffe en p oce e , model n mbe o need o f nc ion fo o age and loading.

"ne [illegible] e bo , en e he name o c ea e a ne encil, and hen click he "ne " b o [illegible] o ca [illegible] a e a ne blank encil p oce , encil name o can en e he le e and [illegible] be .

ne [illegible] ncil name e bo , en e a ne name, click on he a ed encil name (o be elec ed [illegible] n bl e), hen click he "cop " b on, o can cop he encil o c ea e a ne encil ha i o ed p oced e .

click he mold o ha e o ed p oced e (elec ed ba n bl e), and hen click on he "load" b on, o can load he elec ed mold p og am a o n hen o n he p og am.

click he mold o ha e o ed p oced e (need o check befo e, die, m l iple choice), and hen click he "dele e" b on o emo e mold p og am, c en l loaded encil p oce ma no be dele ed.

/ hi fea e ppo U Pan mode, he back p and e o e. In e di k, click on he ppe igh "USB e po " elec o age mode (mode, e -check, a m l iple- elec ion), p e he "e po ", hen check he die, e po o di k; click on "USB impo " In e face , o ed in di k mode, he

a e elec b on o pin man al, hen click on he "p og am" b on o en e he p og am g idance page, a ho n belo .

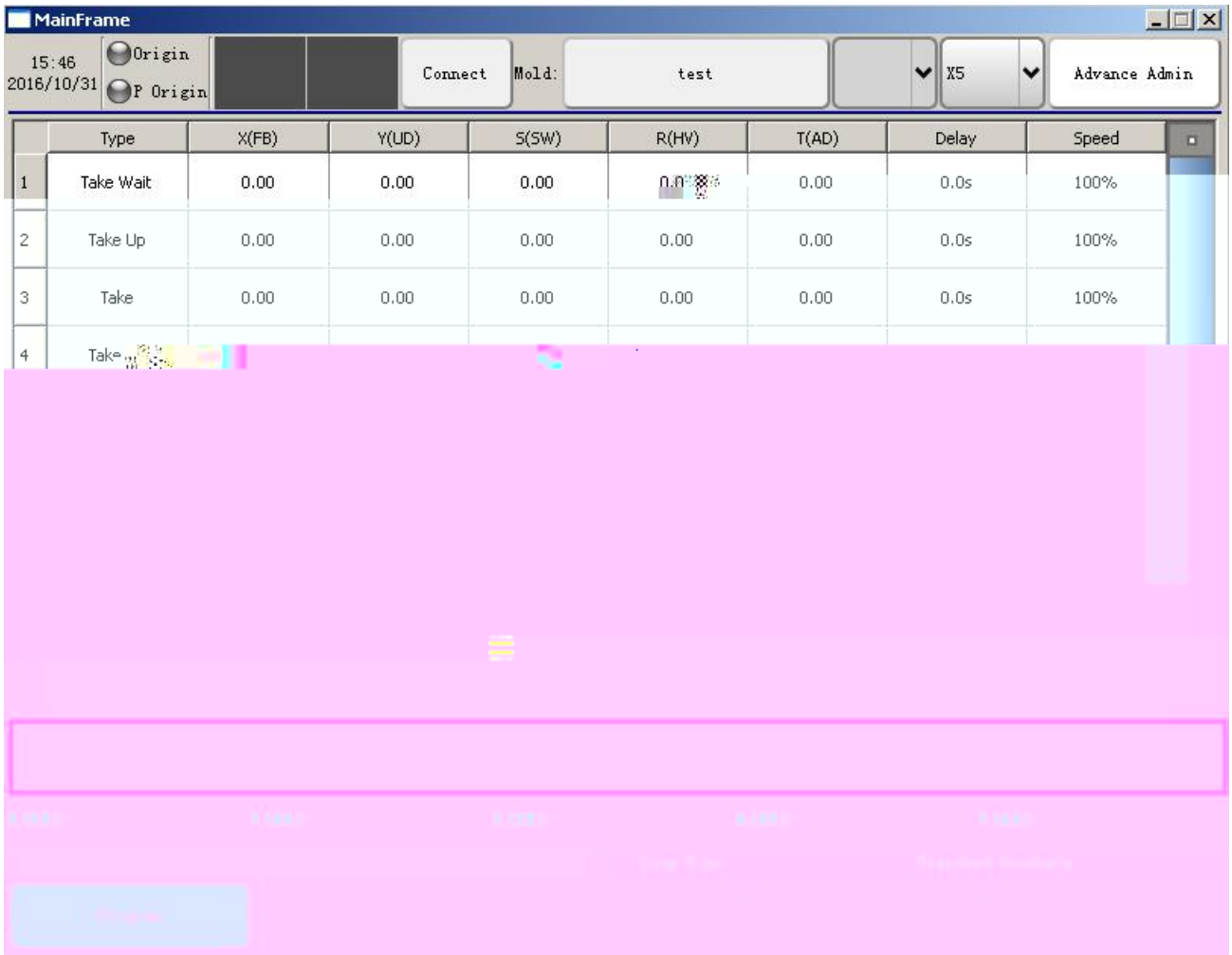

In he edi men "in e " and "dele e", "edi ", " e o on ", " Man al 1"," Injec "," acked "," e ", he" a e "op ion.

In he ne mode, he defa l 10 A i poin . Thi 10 - ep p og am canno be dele ed. Click a ep p og am, hi p og am ill become bl e. B on o mo e he hand heel a i o he de i ed po i ion, click on he "injec ", each a i i loca ed in he c en loca ion o he c en ep of he p og am.

Click on "Edi " an a i o poin hi ep p og am again, o can e he ke boa d o en e he c en a i po i ion. Fig e 4-3 ho .

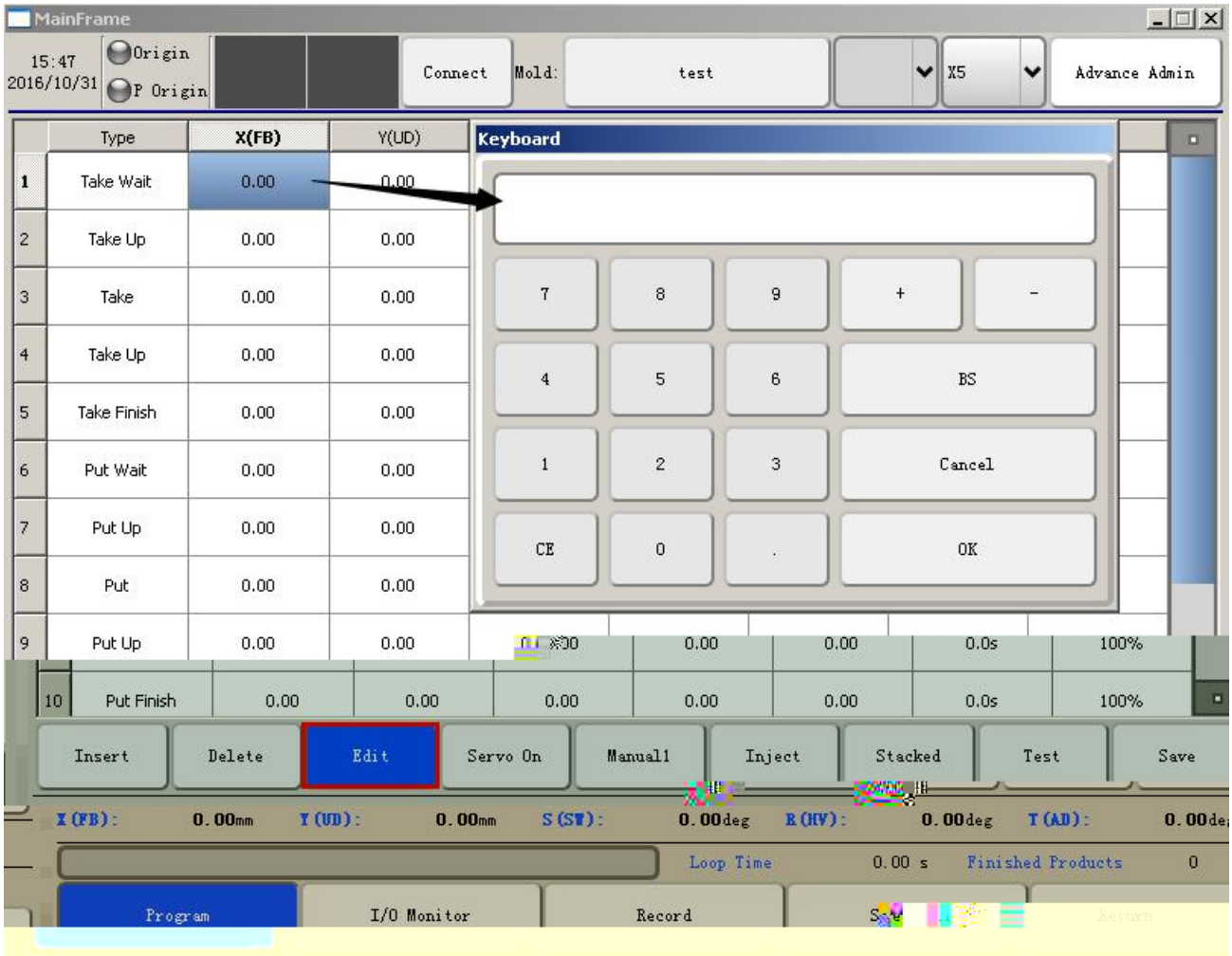

Click on he " e o-on" in o a " e o off", he em ill be in addi ion o Y A i of he mo o co ld be ned off. D ag eaching can d ag a i . Af e d agging o he de i ed loca ion, click on he "injec ", c en po i ion of each a i in o he c en p oced e.

Click on an ep ac ion ep , click on " e " each a i o mo e he c en loca ion. Relea e he " e ", he a i opped. P e " e ", he a i mo e o he loca ion of hi ac ion ep, op.

Click on a loca ion o make i bl e, and hen click [in e] ill pop p dialog bo , he co e ponding ac ion ick, and hen click OK, o can in e hi ep in he la ep.

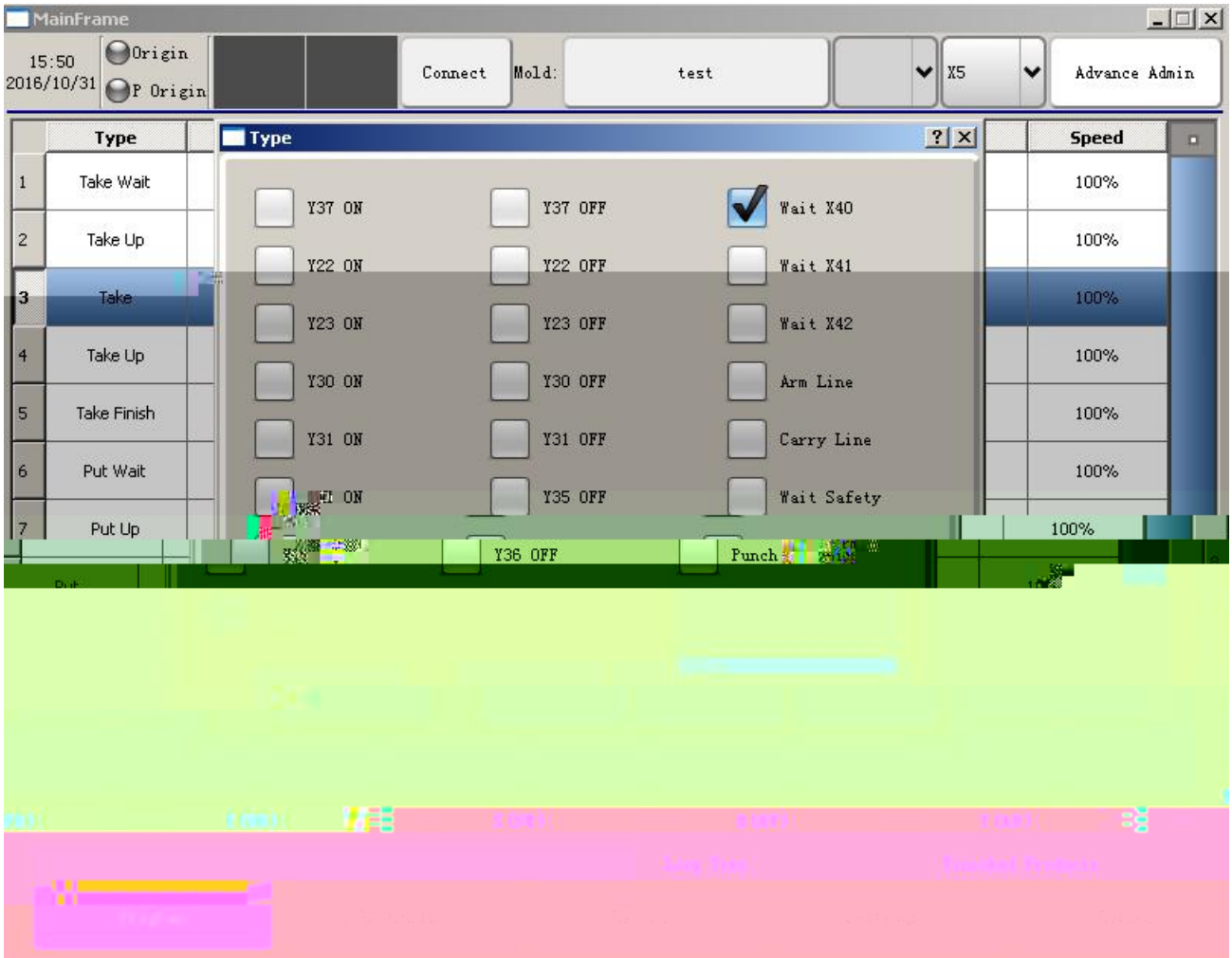

1, 1, i he o p of he ac ion of he al e dela a e p e dela , ha i , he dela ime o go, he o p al e o p , and hen he ne ac ion.

he ai ing dela ime limi . Wai fo he a mp ion of X41 p og am, 10S.

p og am dela in he n- p o hi ep, if he e i a X41 ignal, he p og am o n. If he e i no X41 ignal, he p og am in hi ep, if 10S ill no ignal, he em ala m.

he p og am e ec ion o ai fo he ignal hi ep o befo e, he ignal o be b oken.

he p og am e ec e o ai fo he ignal hi ep o he ignal.

a he a i of he poin of ac ion, he p og am ill pe fo m hi an i ion poin po i ion.

In e he andb ec i poin of ac ion, e e alk a oma icall hen he fi mode ill go o andb afe , he econd began o no longe go he poin

In e he "p nch" con ol o allo he p nch o p e 2.

A a poin in o he "join aigh line" aid ha f om he poin of he la poin o go o hi poin i o mo e he a i a he ame ime o op mo ing a he ame ime.

A a poin in o he pace aigh line ep e en a poin o hi poin i a aigh line.

ho i on al po i ion one edi o " ack loca ion *" Se Y Di ance pacing Se Y A i of he acked la e Se he ack e Single "Sa e" b on o a e i .

Click [f nc ion] - [hand con ol] can en e , he page i di ided in o " em e ing ", " igh managemen ", " enio admini a o op ion ", "back p / e o e" fo ca ego ie .

On hand con ol page click on he em e ing o en e he em e ing page:

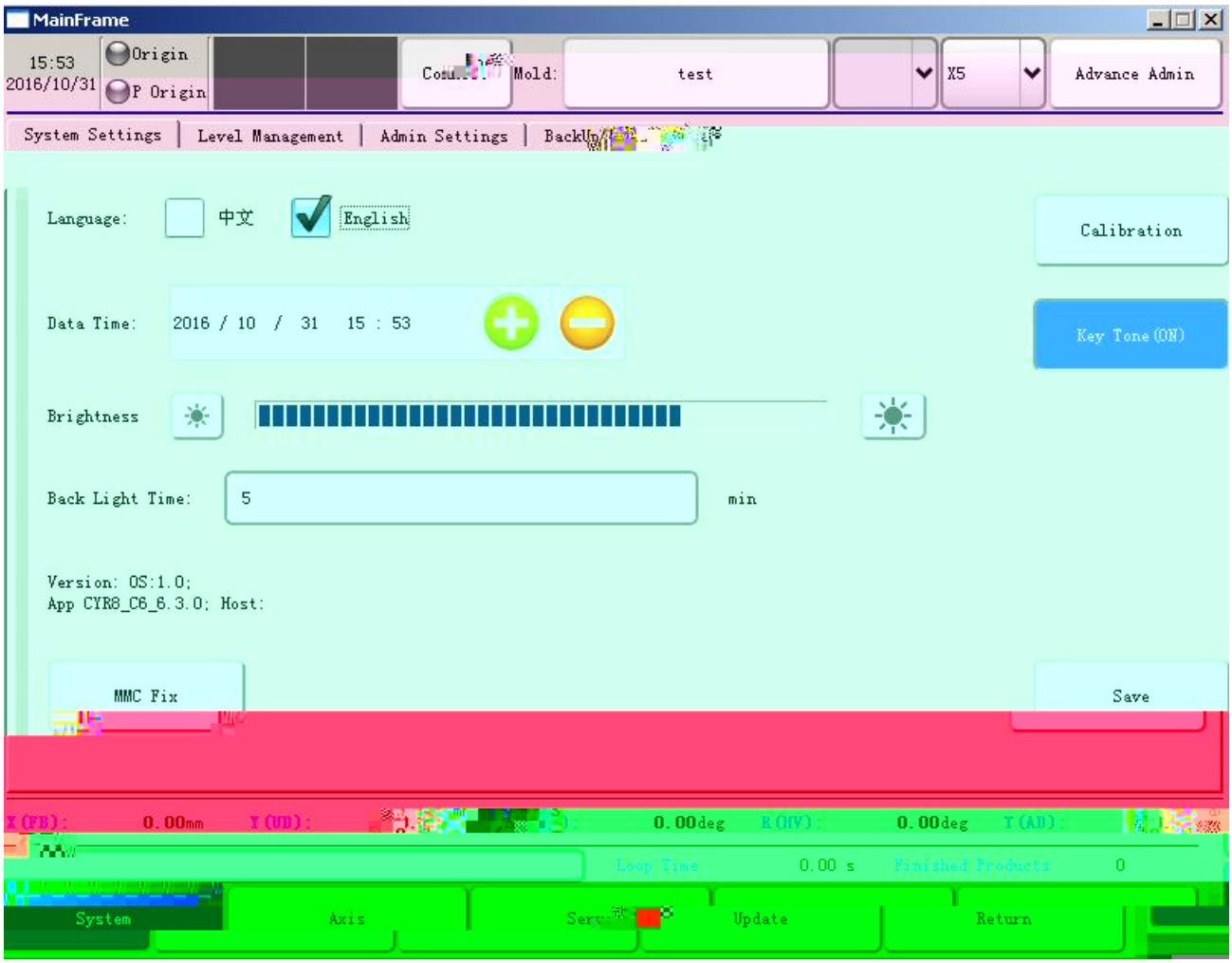

: Ke one i ch opening and clo ing.

: Choo e ei he Chine e o Engli h.

: The em di pla he da e and ime, elec da e and ime, p e Add, b ac ke o change.

: Se he backg o nd ligh ing of he andb ime.

: Adj he b igh ne of he di pla .

: Di pla he man al con ol em and he e ion n mbe of he ho .

Click he pe mi ion managemen b on o en e he igh managemen page:



Pe mi ion : di ided in o admini a o and enio admini a o ; admini a o can change he ba ic pa ame e , b he igh o change he mechanical pa ame e , he enio admini a o can change an of he pa ame e .

Click he ad anced admini a o Op ion b on o en e he enio admini a o op ion page:

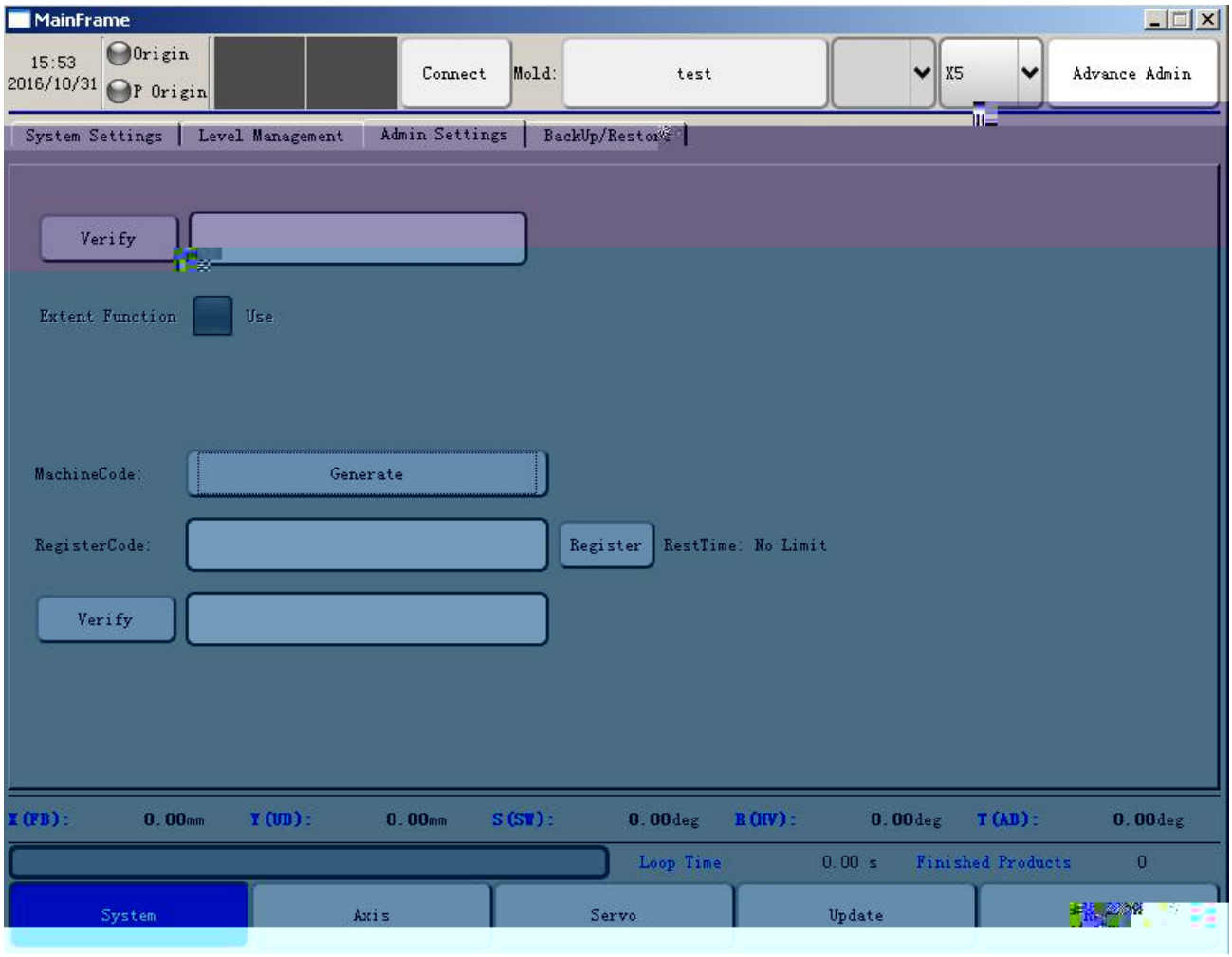

Ad anced admini a o op ion can open pecial f nc ion . En e a pa o d in he inp bo , click e if . Yo can choo e o e he app op ia e f nc ion

Regi a ion f nc ion:

The egi a ion f nc ion e he me hod p oced e i a follo :

1, click he "gene a e machine code" b on o gene a e he machine code.



2 Machine code i p o ided o he man fac e o gene a e he egi a ion code.

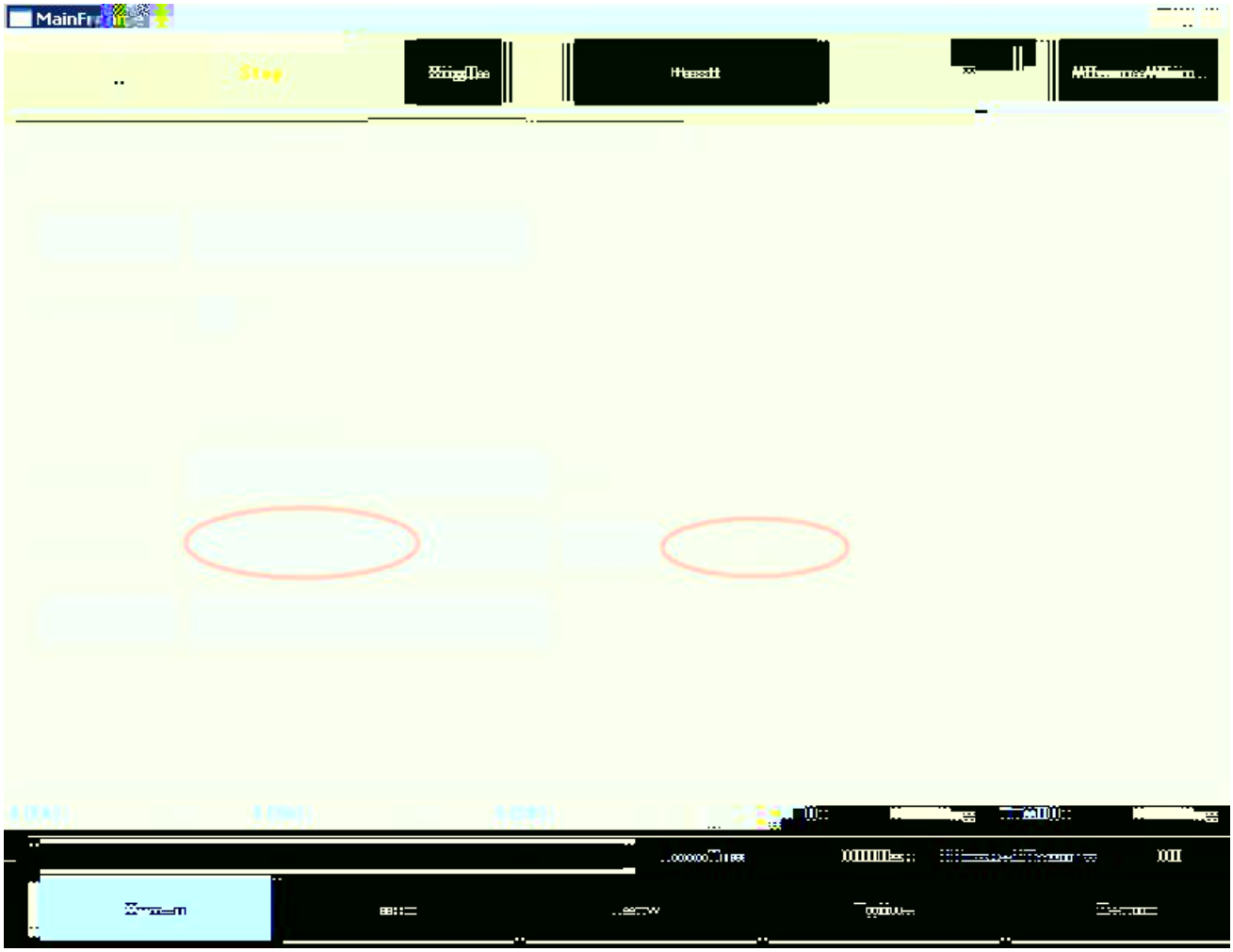

3 En e he egi a ion code o he man fac e o en e he edi bo , click on he egi a ion can be comple ed a ho n belo

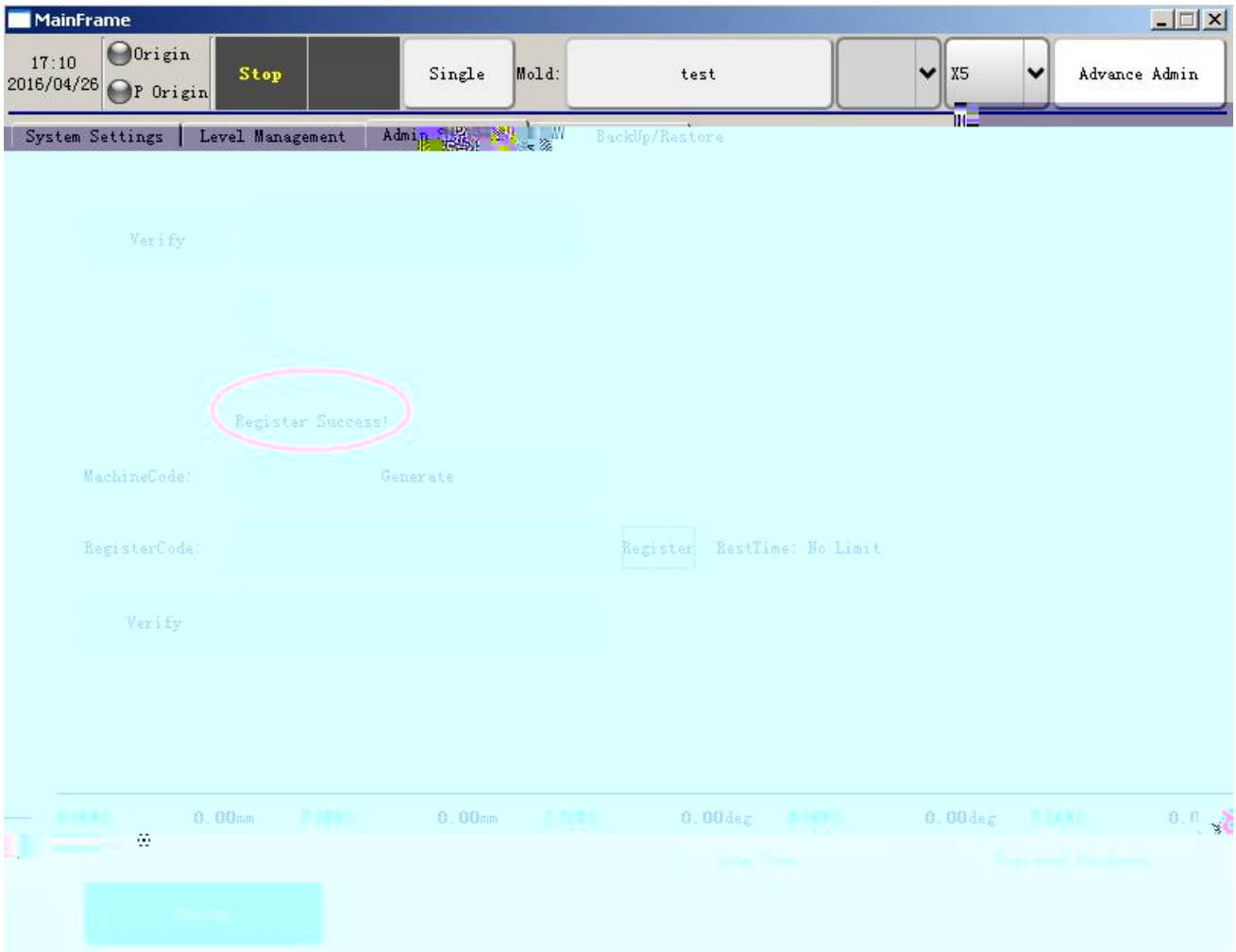

Click he [back p / e o e] b on o en e he back p / e o e page:

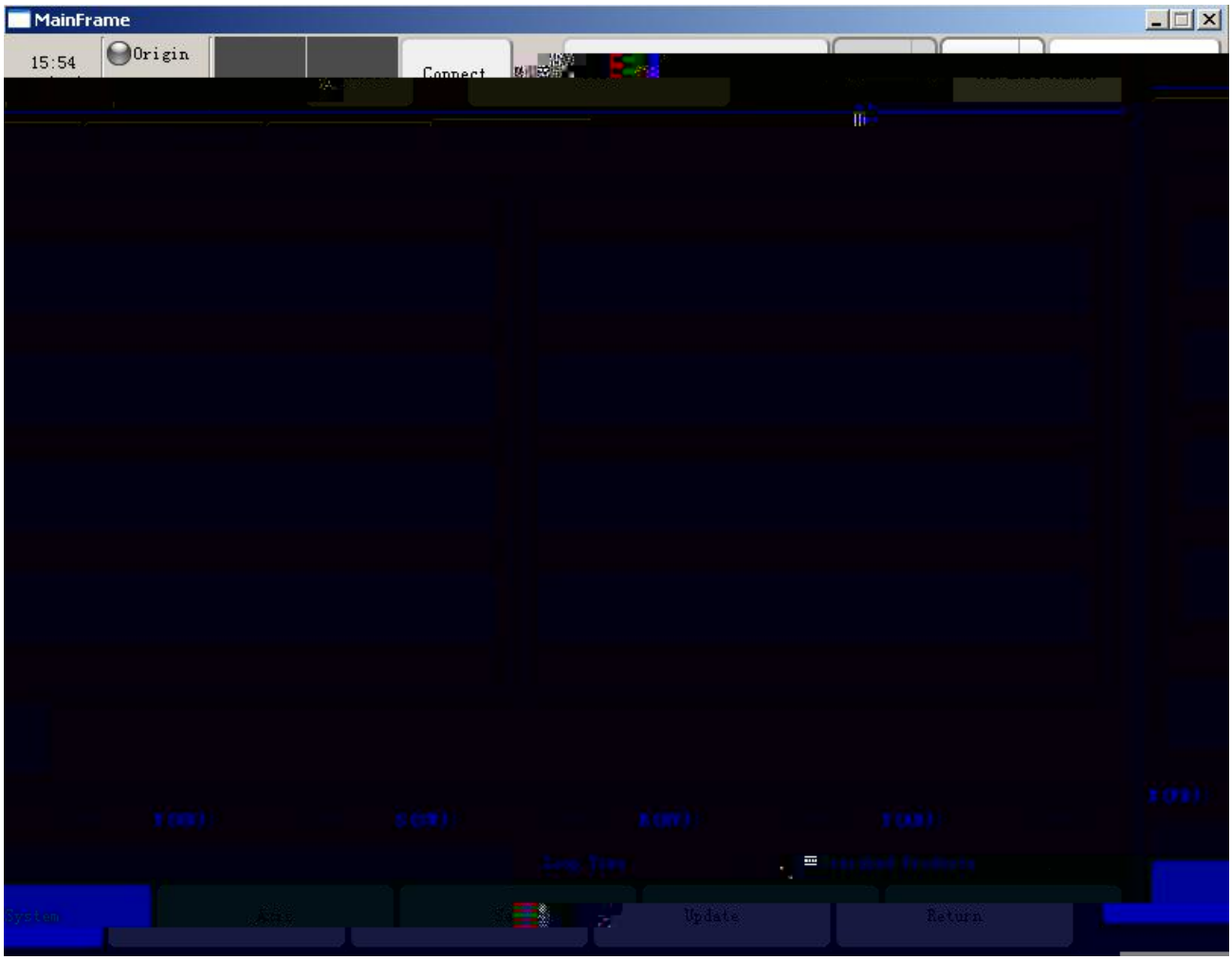

Of efe o he a i pa ame e e ing , incl ding he la ge mo e, he malle mobile, ma e ial ec i , di cha ge poin , di ance pe e ol ion.

pa ame e " c " a i in he defini ion , mechanical hand e e ing , config a ion e ing , he o igin I/O Fo ce inp , I/O Fo ce o p e ing , he " ime" e ing , a ell a " e o" e in.

f ll back p back p mechanical pa ame e , he pa ame e , and o p he da a and model pa ame e .

e o defa l fac o pa ame e and hen click " e fac o config a ion".

e o e " e ing fac o config a ion" e ing in he fac o e al e .

Se ing page click he "mechanical" b on o en e he pa ame e of he machine page. The follo ing fig e:

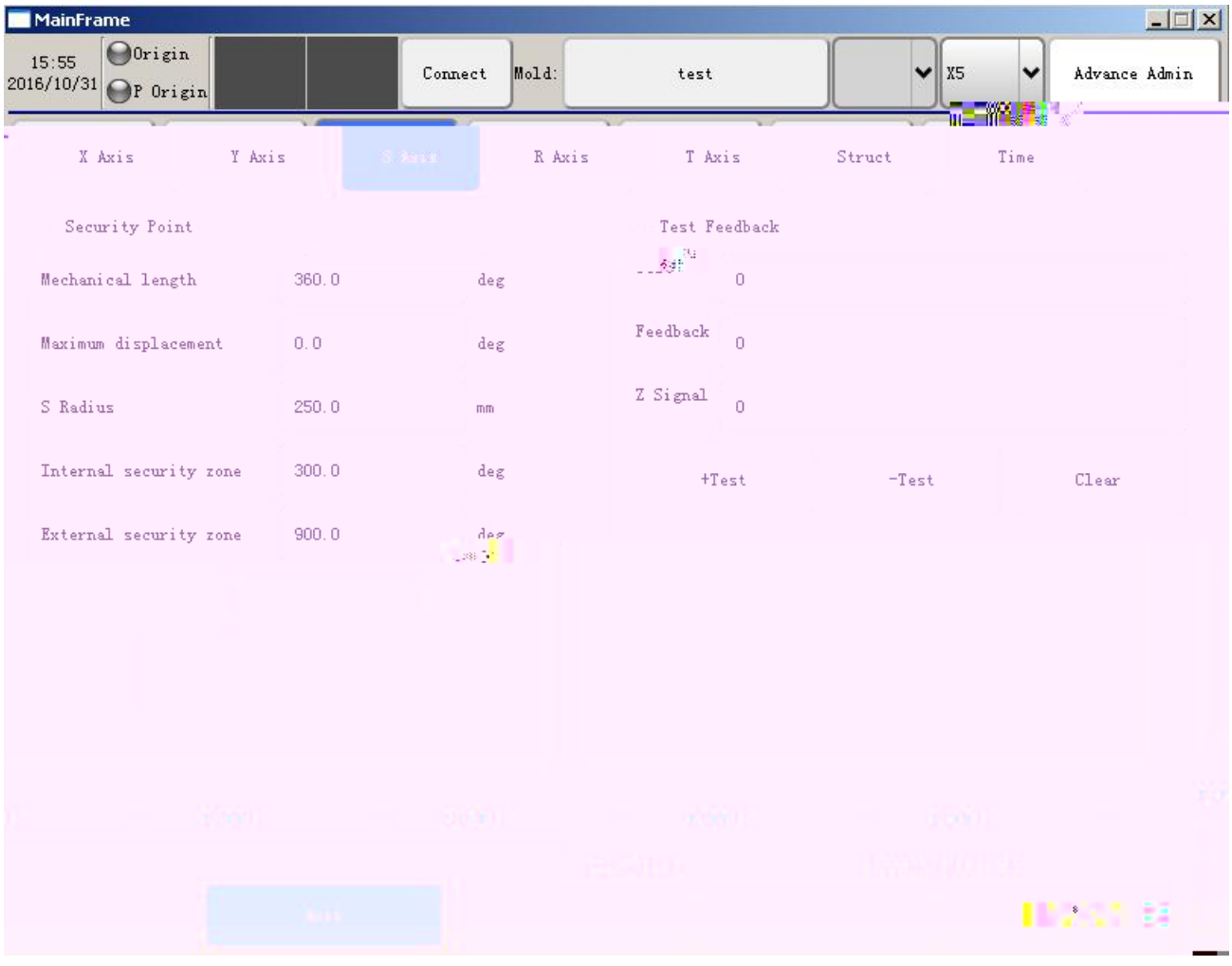

e ing he ma im m e o a i mo e .

e he minim m mo emen of each e o a i . (Can be e o nega i e al e)

X When a i a he o igin, R A i ci cle S A i di ance be een he Cen e .

e and feeding andb poin e al o o be e han feeding andb poin clo e o a po i ion of feeding, b o m en e ha he a m a feeding p nch hen he ec i i afe.

e p and di cha ge he andb o andb poin clo e o a po i ion of feeding, b o m en e ha he a m a di cha ging ec i -poin p e ec i .

/ e he e o a i mo o nning di ance pe o nd. Click on he mo o i ning, mea e he co e ponding a i he ac al nning di ance, he di ance ha he mo o o a e a ci cle of di ance nning.

- he mo o i ning he e , e ing and feedback ho 10000, indica e cce .

+ e e e mo o e ing, e ho 10000, feedback di pla 55536, indica e cce .

: Specific me hod a e a follo :

The fi machine: elec ed online a o fi obo manip la o hi machine pe i e o "fi oppo ni ".

online if i i a obo in he middle of hi pe of mechanical manip la o elec ed a "in e media e". /

online i he la machine hi machine mobile eapon pe , plea e elec "end machine. /

Online ca e , ID Val e can be e o 1 16 In ege , be een, and no i h an of he online manip la o ID Repea ed.

Online ca e , ID Val e can be e o 1 16 In ege , be een, and no i h an of he online manip la o ID Repea ed.

Online ca e , ID Val e can be e o 1 16 In ege , be een, and no i h an of he online manip la o ID Repea ed.

P l e pe: p nch allo dela " ime p nch" af e c ing off, and ai fo he p nch a all.

Con in o : p nch allo fi e af e p nching do n he dead and ai ing o p nch he o igin, he imeo pe iod o ai " ime p nch" e he leng h of ime n il af e p nching he o iginal c ing p nch allo

Gea pe: p nch ill allo dead in he ind c ion o he p nch hen c ing p nch allo /, if " ime p nch" feel o p nch af e bo om dead poin , hen p nch and c ing allo ala m

Manip la o op ion :

In e media e and end manip la o elec ing of he machine e ing : CAN ID Robo manip la o op ion 1 Manip la o 16 Co e ponding o he n mbe one b one, o he online ca e, ID A fe obo need he choice a e fe .

Fi machine manip la o op ion e ing : him elf ID Manip la o and co e ponding in e media e and ail machine ID The obo , click bl e.

Fo e ample: 5 Online pecific e ing a e a follo :

Head machine

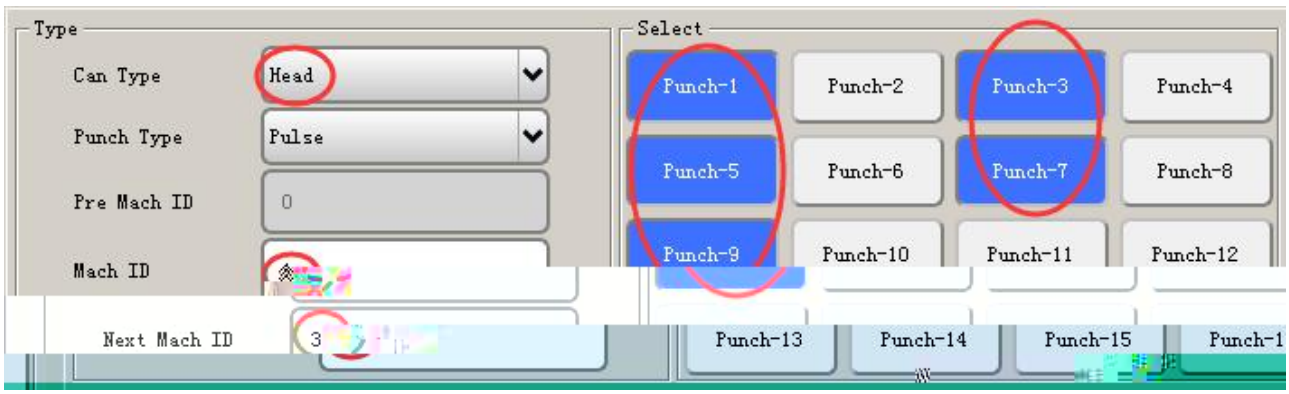

Middle machine 3

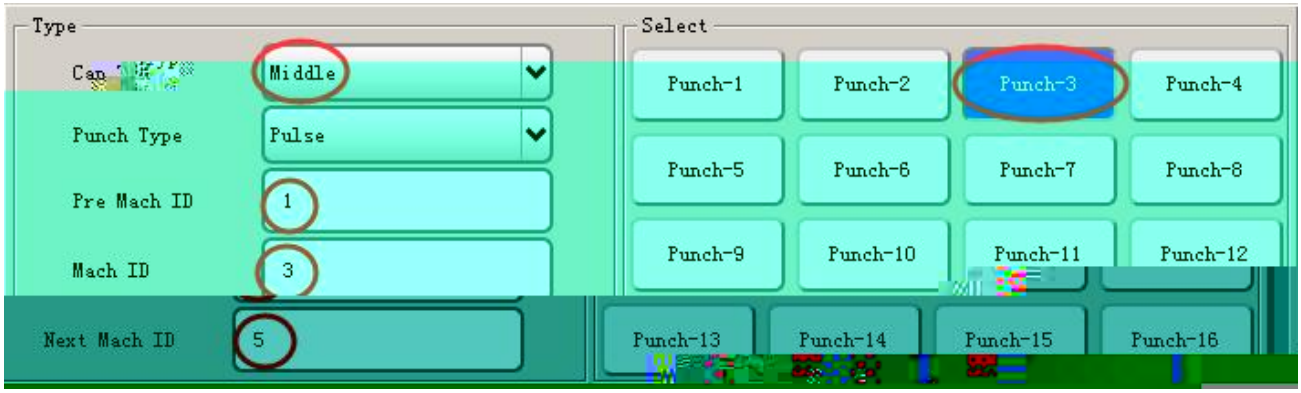

Middle machine 5

Middle machine 7

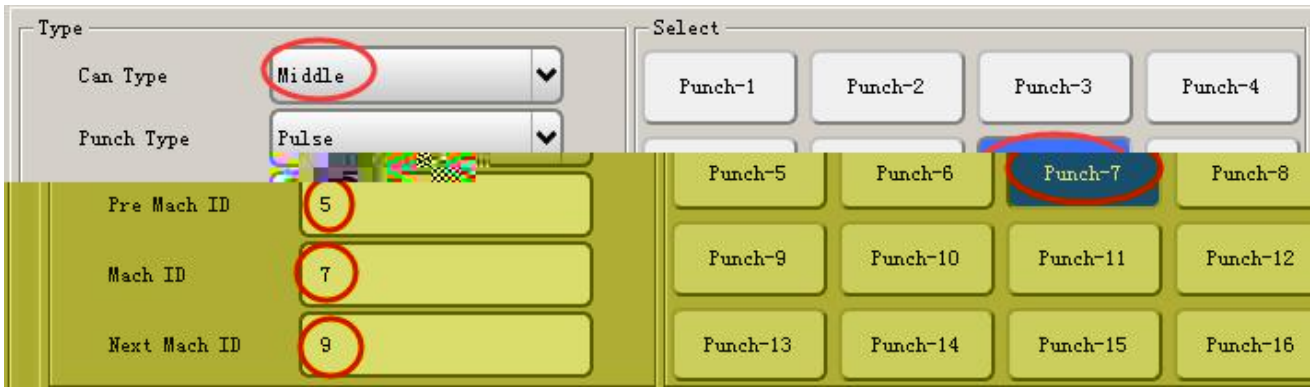

Tail machine

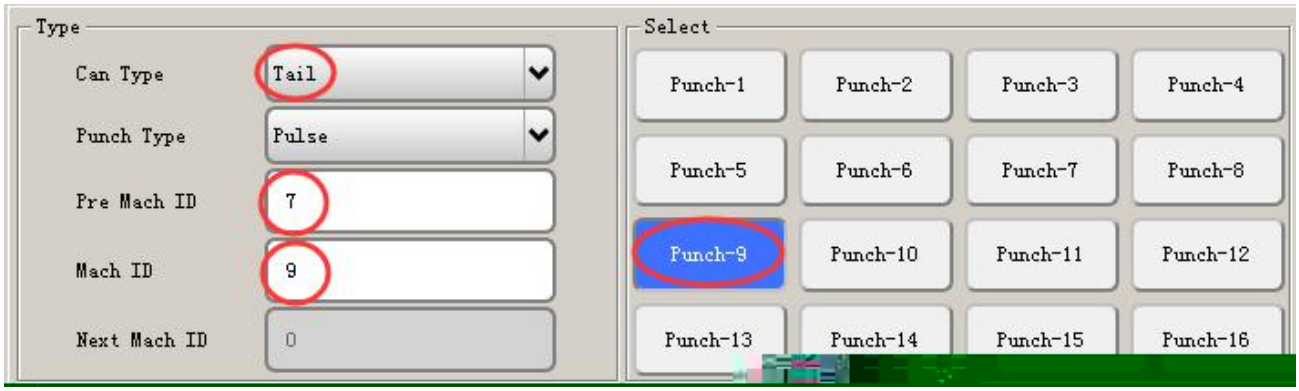

1 , S a p nch: If checked, a o and man al o p p nch, o he i e no o p p nch.

2 , T n: e machine check pilo , dead cen e on he manip la o doe no de ec he p nch pa .

3 , Flee: hen he manip la o i feeding o di cha ge, i no i hin he ec i one, de ec b oken p nch he o igin, X A i and S A i a op peed back o and-b ec i .

4 Do n mode: online, hen he fi manip la o con ol o p nch, choo e c ing pa e n.

5 O iginal ignal: hen he obo back o he o igin, S A i and R A i m poin o he o igin, o he police.

6 Safe Info: check he ec i p omp , hen pla a o on he ho , ho and afe ip f om oppo ni ie .

7 Tack o e : af e check 4 A i manip la o in he feeding poin ai ing fo he p e io 5 A i obo ignal (onl 5 A i 4 Flip combina ion, j check hi).

8 P o e : af e checking 5 A i obo ill ai behind a obo a he di cha ge poin ignal manip la o no p nch ignal o p (onl 5 A i 4 Flip combina ion, j check hi).

10 , Tack S ack: ill be checked befo e machine o ake in ma e ial ack .

11 , P ack: checked manip la o af e n inding ack i a he di cha ge poin .

O igin o de : he malle he al e, he highe he p io i back o he o igin.



Man al o igin: in hi in e face can be man all ca ied o o he o igin.

Ope a ion p oce : in he op mode, click once [] b on and hen click a poin co e ponding o he "a i " b on, hich lo l began o find he o igin of he haf , haf a i o find he o igin, he co e ponding b on ill n g een ha he haf ha been done o find he o igin of he ac ion.

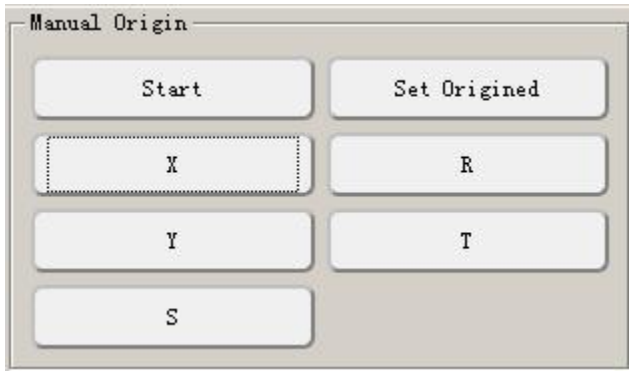

Se ing me hod: 1, he "o igin bia " in he off e po i ion of all he a i i e o 0, a ho n

belo :

Re n o he o igin of he ac ion, acco ding o [] o igin ke p e [a] he o igin of e n.

O igin e n af e e ing he o igin off e po i ion, o igin off e po i ion al e e in o o a :

①P e he eme genc op b on o p e he e o enable, and hen man all d ag he a i o he o igin poin of he bia poin (he bia poin m be in he nega i e di ec ion of he o igin, can ie he hand con ol belo he coo dina e of he di pla po i ion).

②(n h ee knob o he man al a e, p e he ac ion ke o e he fine adj men knob o lo l mo e he a i o he poin of o igin (he bia poin m be in he nega i e di ec ion of he o igin, can ee he po i ion of he coo dina e di pla belo he hand con olle).

P he off e al e (po i i e) o he o igin bia edi bo , and hen i ch o he page can be a ed o a e he e ing .

No e: 1, e e ime o modif he bia poin f om he abo e 1 ep m a f om c a ch (fi e he o igin off e i e o 0 and hen changed o o he al e o he i e i ill ca e n a oma icall hen he po i ion de ia ion)

S nch oni a ion o he o igin: all he a i a he ame ime o he o igin. (b defa l 1%)

O igin peed: all a e o he o igin of he peed, he defa l a e of 1% of he ma im m 5% if he choice of nch oni a ion o he o igin of he a ing peed m be lo , o a no o hi he machine.

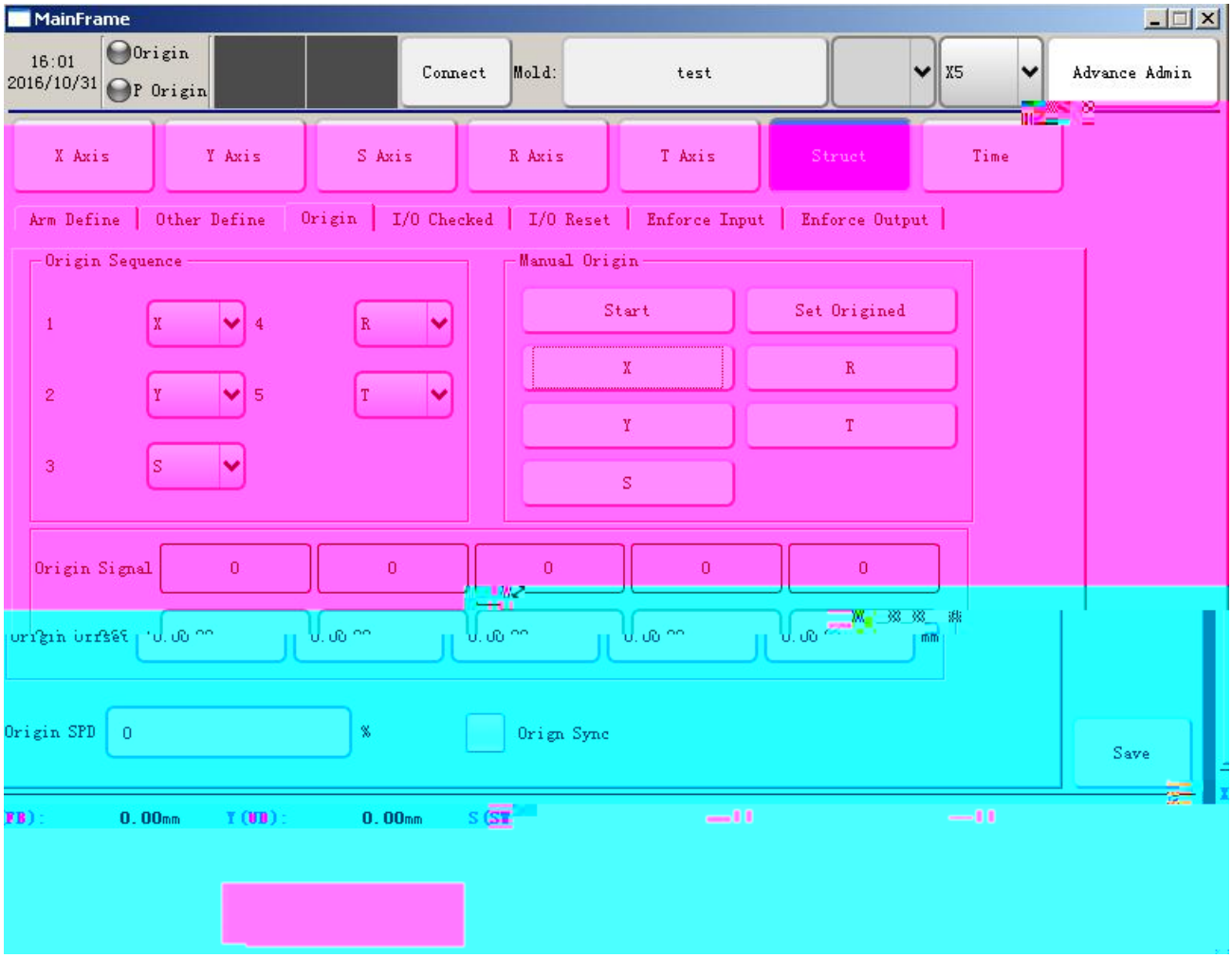
MainFrame
16:01
2016/10/31
Origin
P Origin
Connect
Mold:
test
X5
Advance Admin
X Axis
Y Axis
S Axis
R Axis
T Axis
Struct
Time
Arm Define
Other Define
Origin
I/O Checked
I/O Reset
Enforce Input
Enforce Output
Origin Sequence
1
X
4
R
2
Y
5
T
3
S
Manual Origin
Start
Set Origined
X
R
Y
T
S
Origin Signal
0
0
0
0
0
Origin SPD
0
%
Orign Sync
Save
0.00mm
0.00mm

I : he hook on behalf of he o p al e need o de ec , in he p oce of a oma ic ope a ion if he al e ha been checked in he e ing ime, he o p ignal i no de ec ed in he ac al inp , he em ill ala m.

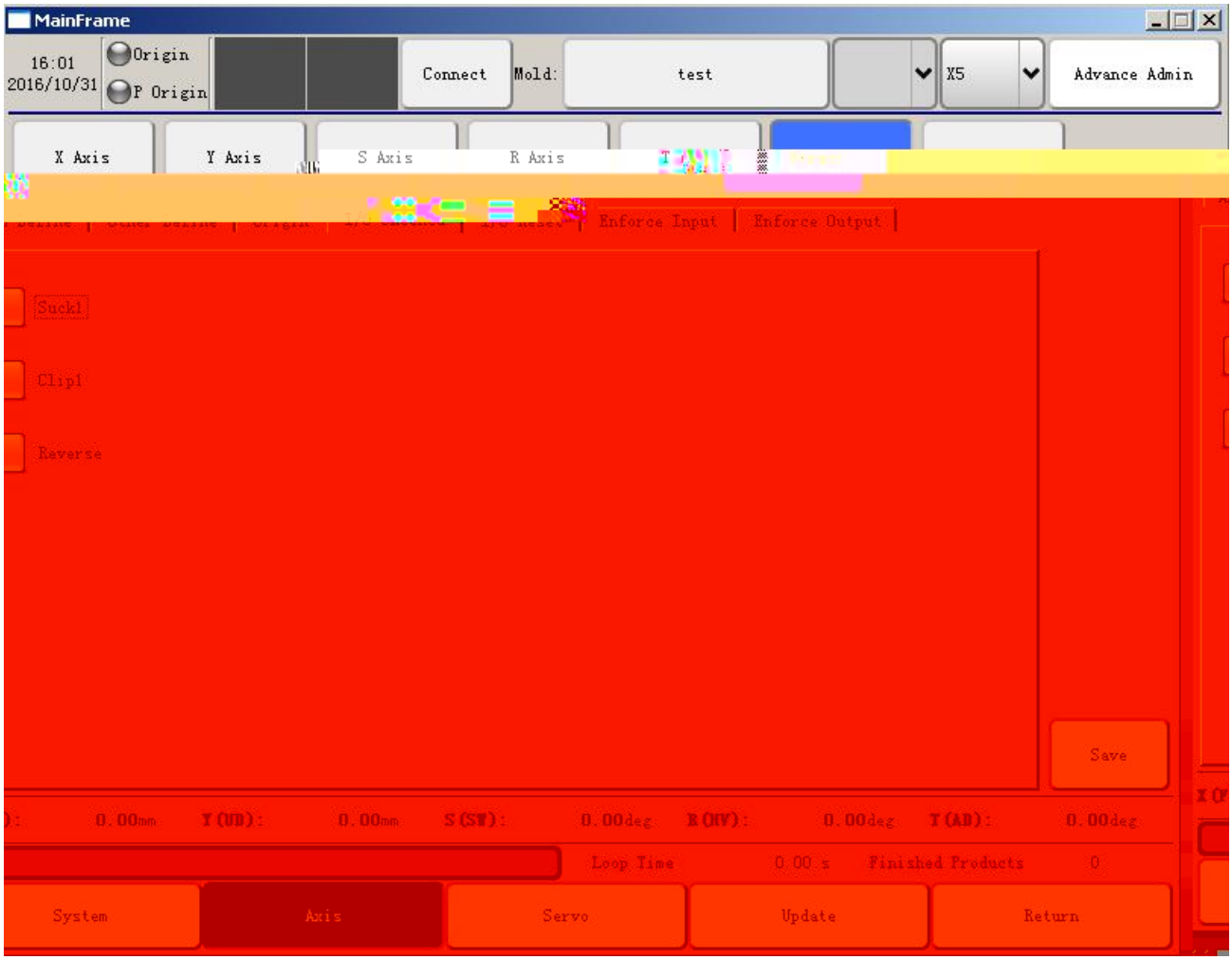

I : he e e in he field of I/O in he a e p e [e n] op ke elec i e one click Re e .

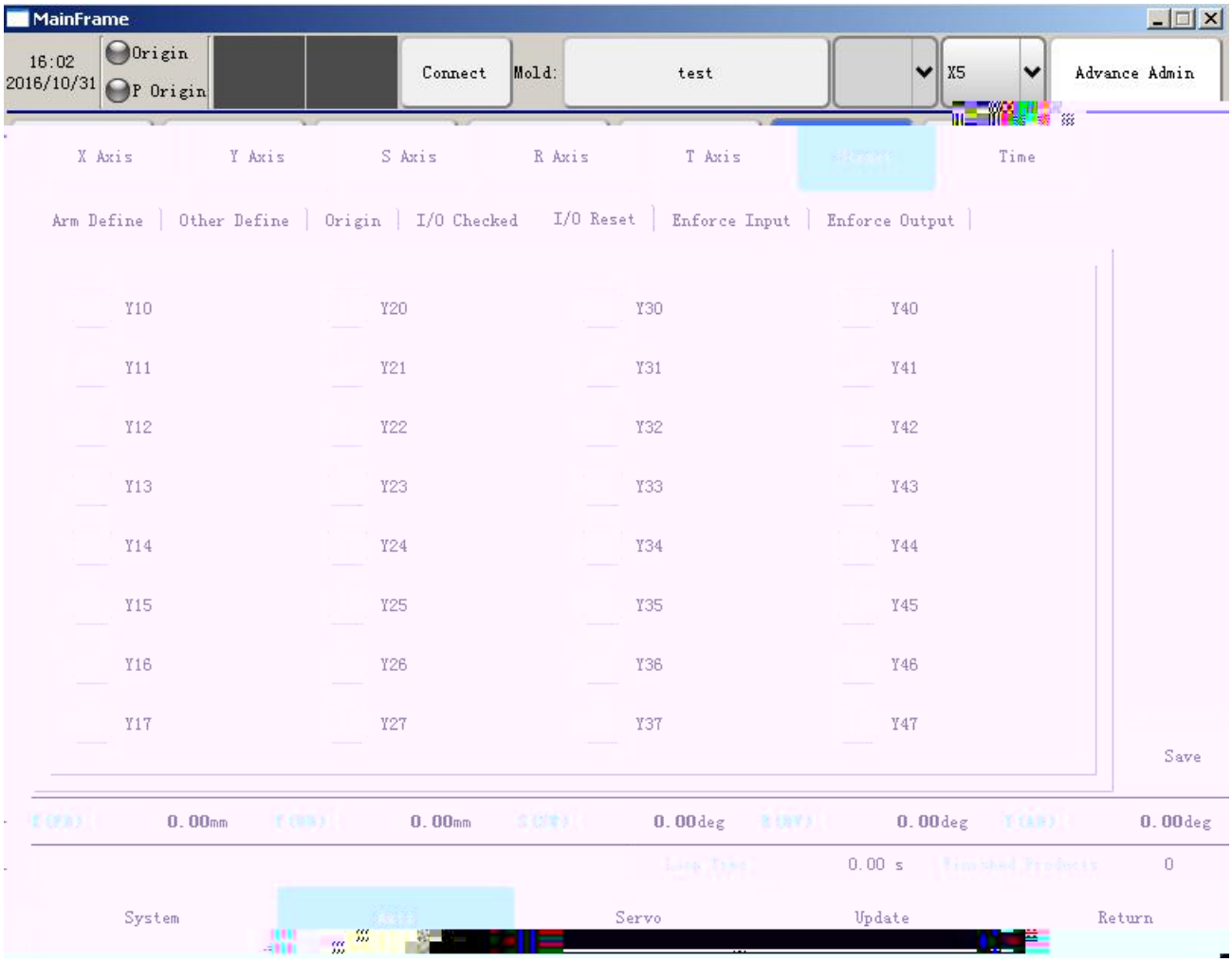

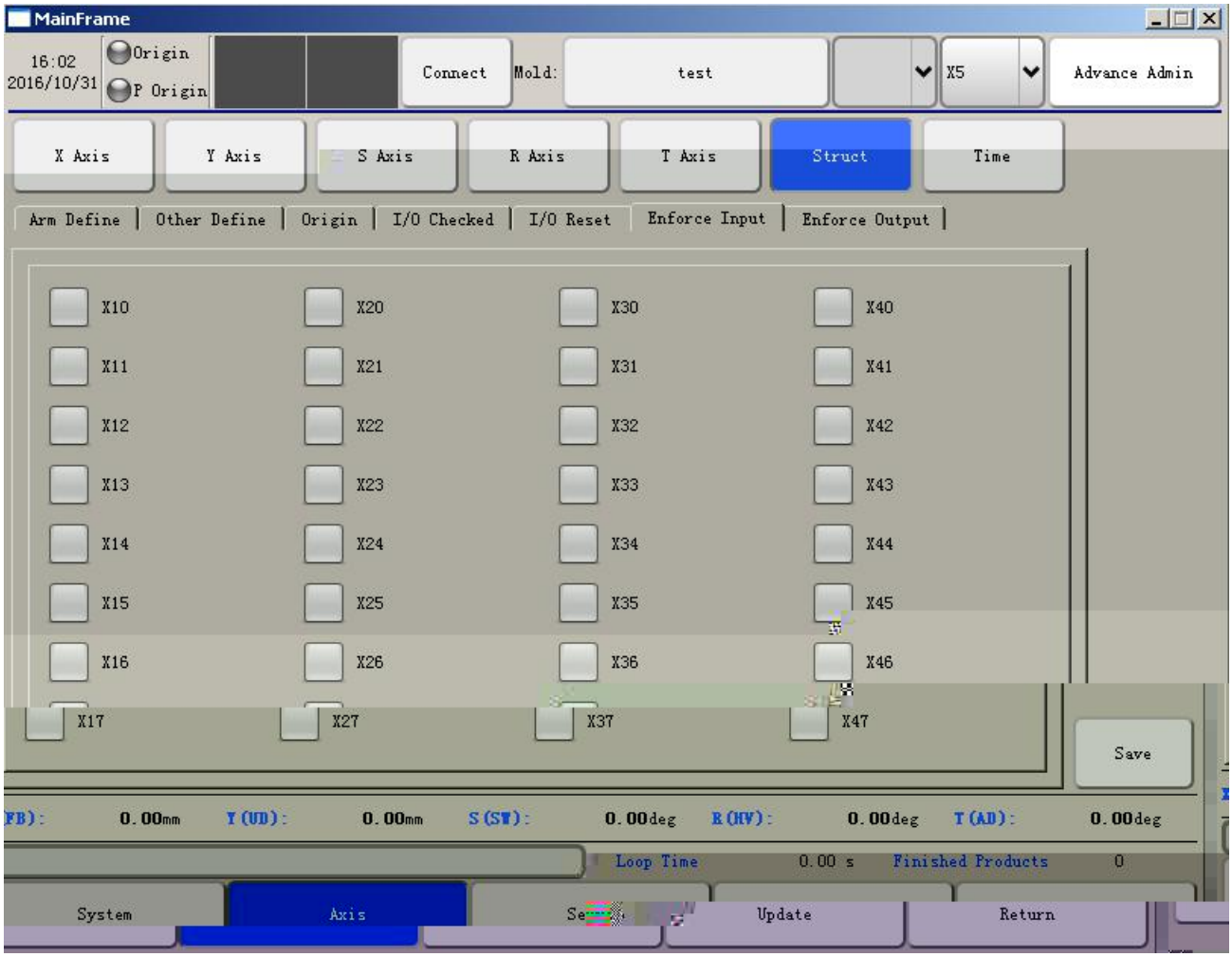

No e :

(1) X45 :P nch o igin, 1 Top dead cen e ignal.

(2) X46 : P nch do n dead , p nch 1 Bo om dead poin ignal.

(3) X43 : P nch o igin2 ,P nch 2 Top dead cen e ignal.

(4) X44 : P nch do n dead 2, P nch 2 Bo om dead poin ignal.

:

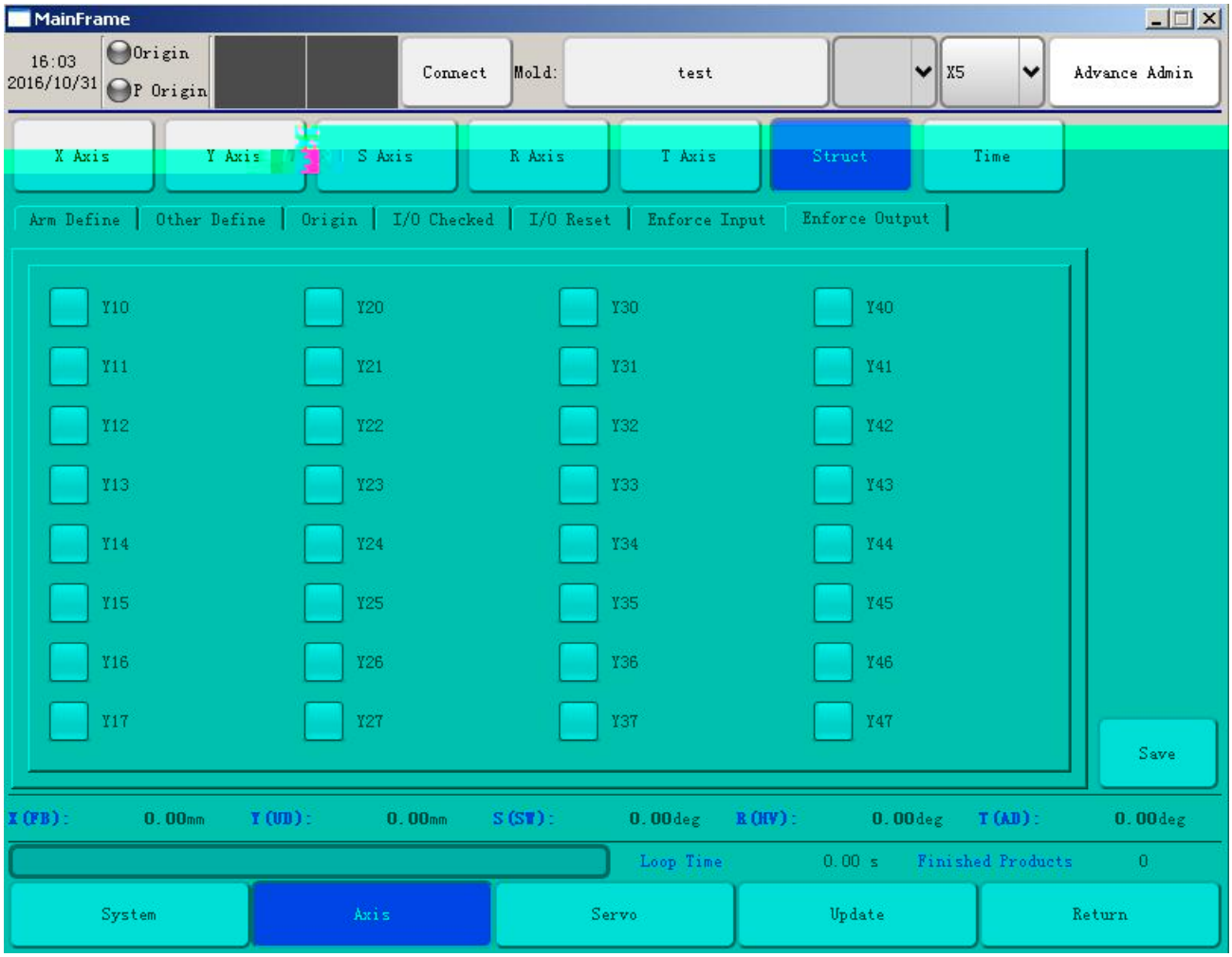

No e :

(1) RY3A-RY3B : Allo p nch, n inding af e he comple ion of he em defa l allo p nching ignal i o p , he o p i allo ed af e p nch he ela ck and h .

(2) RY2A-RY2B : Allo p nch 2 , Selec he c ing mode, af e o in e a p nch ac ion o implemen p nch beha io allo he p nch of he ela ck and h .

(3) RY1A-RY1B : P nch afe , a manip la o a manip la o o ago af e allo ing p nch ignal , he ignal and allo a obo befo e p nch e ie .

(3) Y10: a ilia p nch, in ingle a ,Y10 and RY3 hile i ching

(4) Y11: p nch ec i , po e on he Y11 o p . When he a o, p nch allo ed ON

befo e Y11 n-off in p e allo ed OFF af e Y11 ill con in e o p can con ol p nch hen p nching h o gh he connec ion, inc ea ing p e ec i . While he man al, p e allo p nching b on ,Y11 a e ned off, b doe no o p RY3 ignal. If he p nch p nch, ind c ion need o p nch he o igin, hand amped on he p nch b on i p e ed, p nch co ld p nch, if o p e he o igin o di connec , hen immedia el connec Y11 ignal banning p nch p e .

(5) Al e na e p nch,Y27 pa and RY3 line b eaking.

Click on he " ime" b on o en e he ime page.

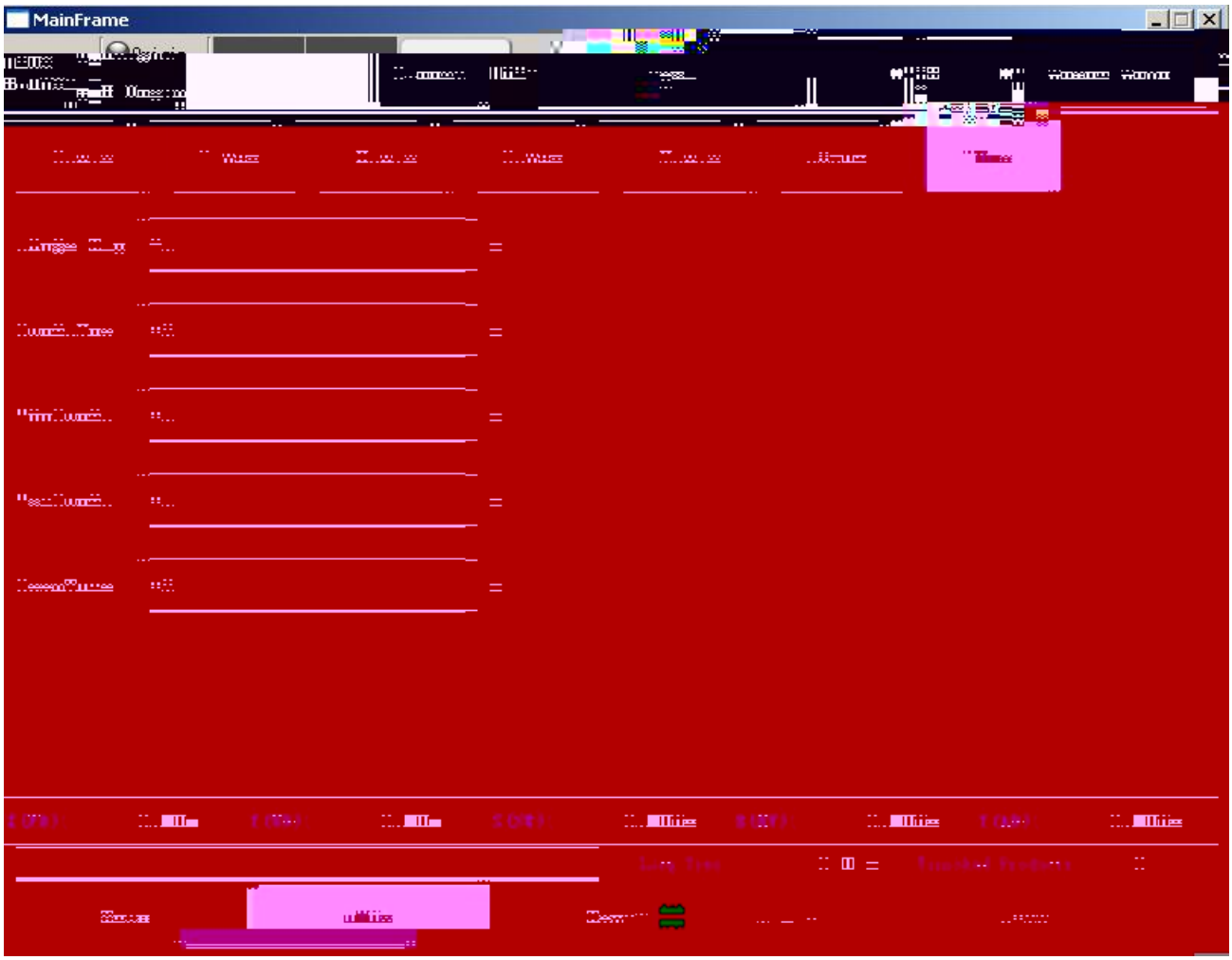

: pne ma ic al e in he pecified ime i no de ec ed in he inp ignal ill ala m.

he ime of he o p of he amping ignal.

he comple ion of a p e ing need fo he ho e ime, he em a o p e ime, if he p nch back o he e e ime i ho e han he ime, he deci ion fo he amping ime i oo ho .

No e: he o igin of he p nch i ho e han he ho e p e ing ime.

a amping need long ime o comple e he em, a ime ime amping, if mo e han hi ime p e ha n' e ned o he op dead cen e , i i j dged a

amping imeo .

on-line ope a ion, af e he fi eclaime i comple ed, o p feeding allo ed (Y12) ime p l e ignal.

Click [e o] o en e he e o ela ed e ing page, a ho n belo :

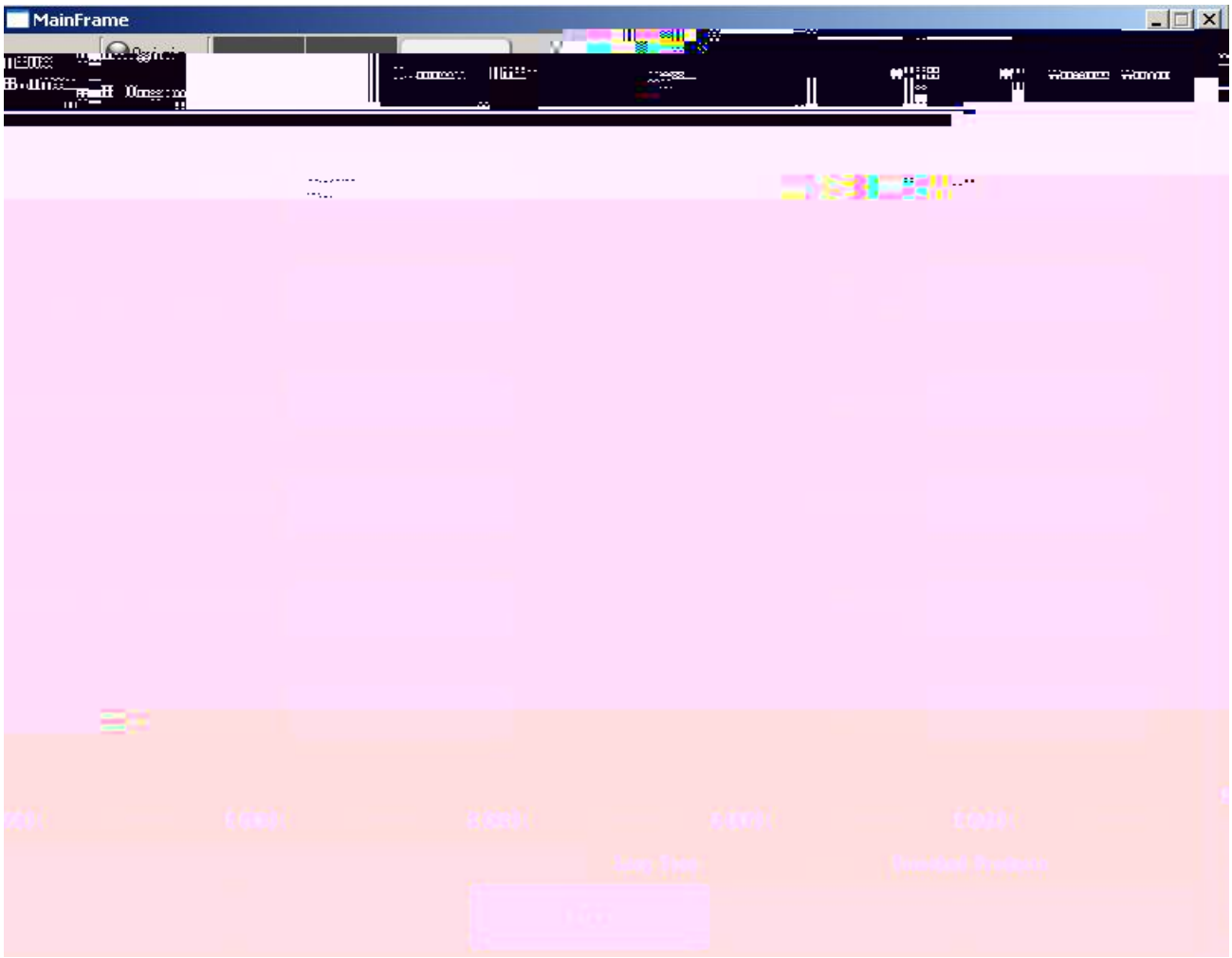

he diffe ence be een he an mi ion p l e and feedback p l e, he ni i mm. (mo e han he diffe ence, he e ill be "feedback p l e de ia ion oo la ge" ala m)

e e o mo o pl decele a ion ime.

The fi mode peed: e he peed of he fi mode of ope a ion of all a e .

e he ma im m ope a ing peed of he e o mo o .

Ve ion pg ade me hod : Pl g in U Di k And in a fe econd , click on he " can fo pda e " elec he e ion o an o pg ade and hen poin "S a pda e".

S a page and andb pda ed :

1 , In he U Di k di ec o ne Cop boo image o he file of he page need o be done.

S a p page image need ide * High: 800*600 Uni : pi el .

S andb page need ide * High: 800*400 Uni : pi el .

Pic e fo ma : Png Fo ma .

2 ,On pl g U Hand on he con olle ;

3 , Click he pda e pic e, pop- p pic e pda e bo .

4 , Click he can pic e;

5 ,Pic e, elec andb , click he elec ed a he andb page ill pop p " e cce f ll , eboo o ake effec ", elec he a page o ee mo e pic e , click on he cho en a he a page, a pop- p " e cce f ll , eboo o ake effec ", and hen i and e a he em.

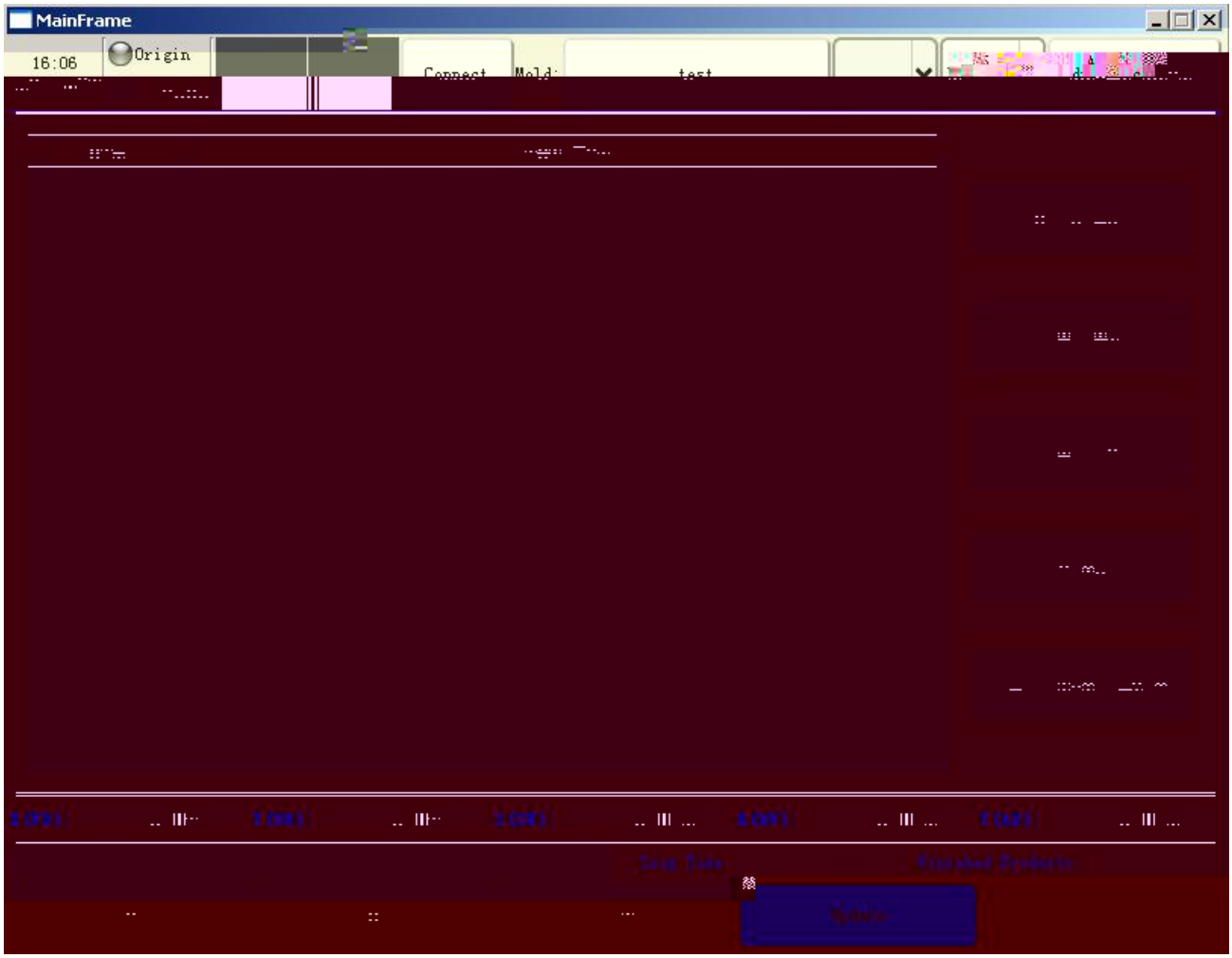
MainFrame
16:06
Origin
Connect
Mold
test

Click on he bo om of he c een " I/O Moni o "b on o en e he I/O Signal moni o page. I/O a a ho n belo :

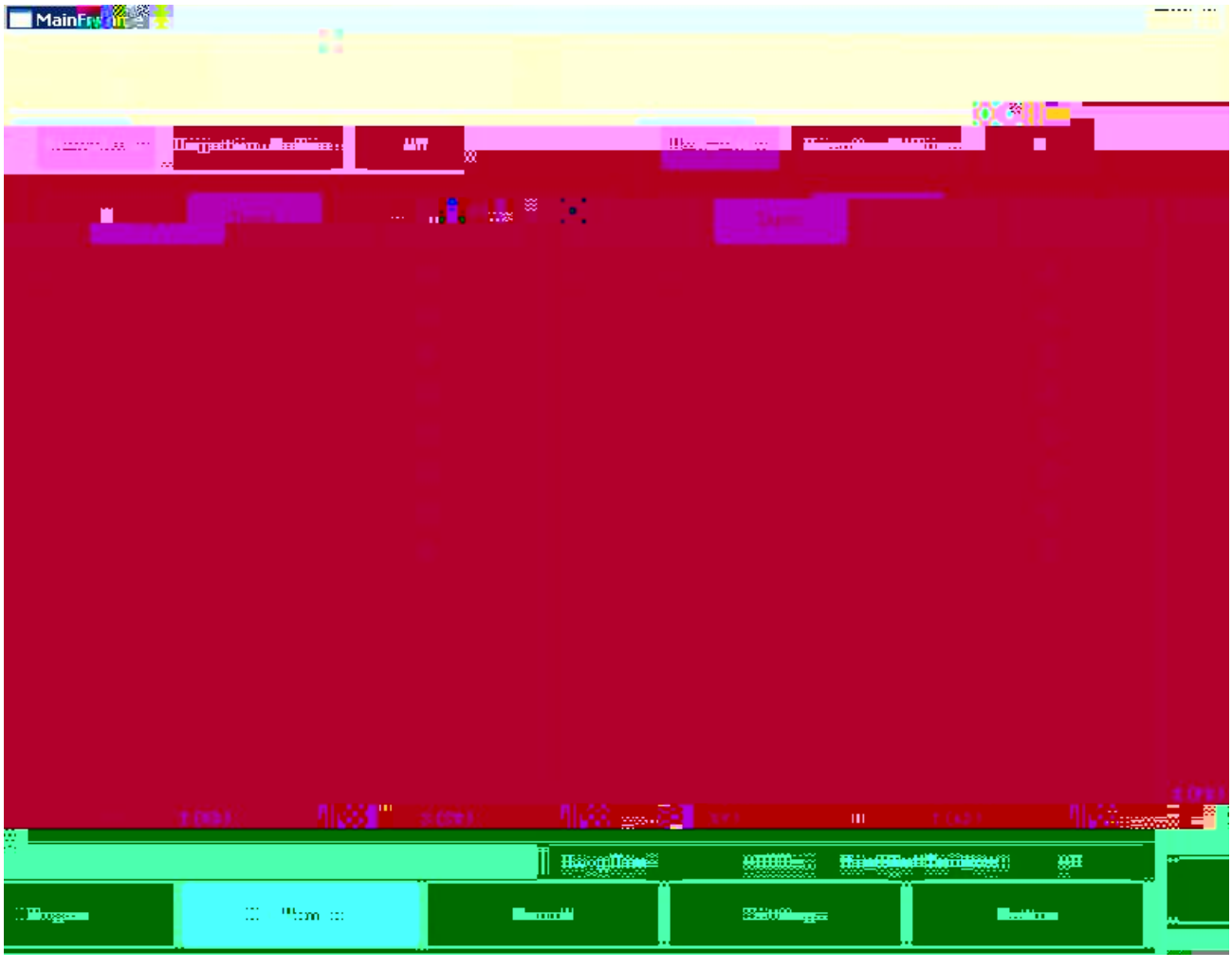

6-1

Thi page p o ide eillance obo ignal inp and o p . Fo no p nching obo , he I/O name a , ppo ing a pecific e of he em I/O name ool fo e con enience.

Click on he c een belo he " eco d" b on o en e he ala m log. The follo ing fig e:

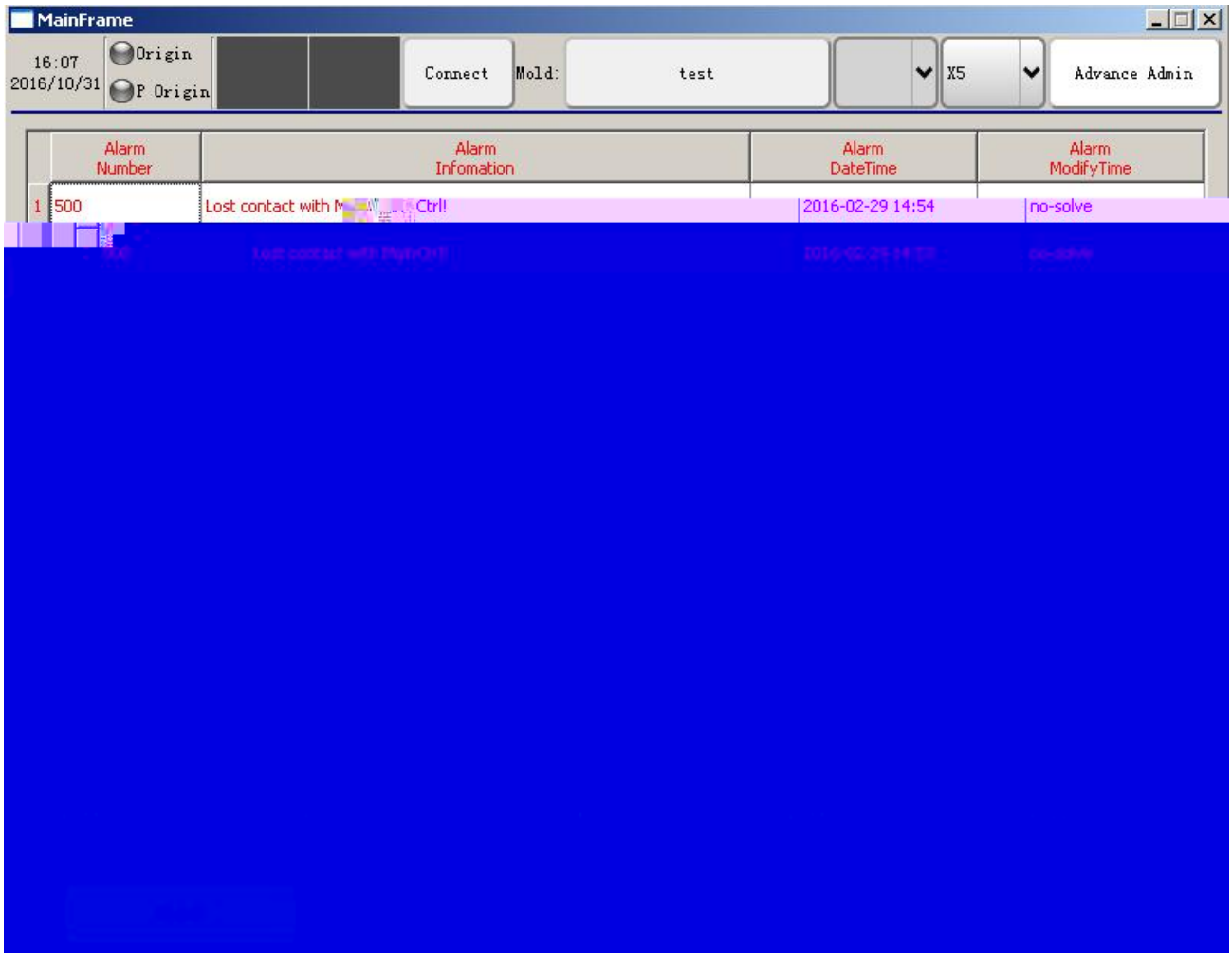

Con ol em can eco d he mo ecen 500 Ala m, make i ea ie o find obo hi o info ma ion.

Click on he c een belo he "modif " b on o en e he ala m log. The follo ing fig e:

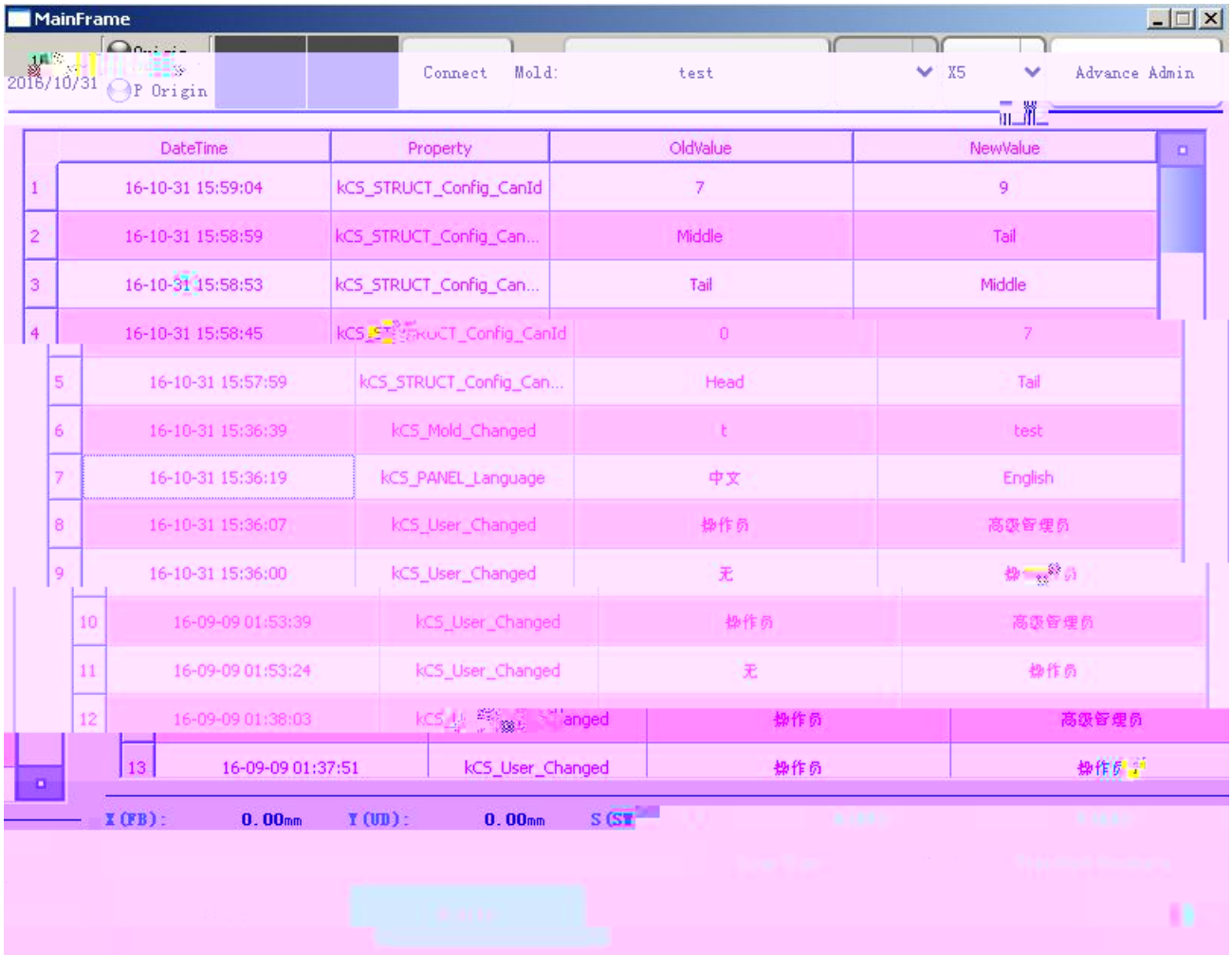

Con ol em can eco d he mo ecen 500 Modif eco d , eco d he c ome o modif he pa ame e of he page and log in. Ea o o ble hoo fail e d e o pa ame e modifica ion.

6.3

Ala m Con ol no	Ala m con en	The ca e of he ale	Sol ion
30	When a i i ill nning	When a i i ill nning	X Combina ion of mo ion ide b ide, o he main p og am and b o ine o n he a i
31	When gene a ing he ac ion a i nning	When gene a ing he ac ion a i nning	Y Combina ion of mo ion ide b ide, o he main p og am and a p og am ha n he a i
32	When gene a ing he ac ion a i nning	When gene a ing he ac ion a i nning	S Combina ion of mo ion ide b ide, o he main p og am and b o ine o n -a i

33	Gene a e mo e a i nning	Gene a e mo e a i nning	R Combina ion of mo ion ide b ide, o he main p og am and a p og am ha n he a i
34	When gene a ing he ac ion - a i nning	When gene a ing he ac ion - a i nning	T Combina ion of mo ion ide b ide, o he main p og am and b o ine o n he - a i
35	When gene a ing he ac ion a i nning	When gene a ing he ac ion a i nning	A Combina ion of mo ion ide b ide, o he main p og am and b o ine o n he a i
36	When gene a ing he ac ion b a i nning	When gene a ing he ac ion b a i nning	B Combina ion of mo ion ide b ide, o he main p og am and a p og am ha n he b a i

37	When gene a ing he ac ion c a i nning	When gene a ing he ac ion c a i nning	C Combina ion of mo ion ide b ide, o he main p og am and b o ine o n he c -a i
38	Gene a e ac ion 3D line nning	Gene a e ac ion 3D line nning	3D Ac ion combo ide b ide, o he main p og am and b o ine o n 3D ac ion
40	X A i mo ion oo fa	X A i mo ion oo fa	P og am in e nal e o
41	Y A i mo ion oo fa	Y A i mo ion oo fa	P og am in e nal e o
42	S A i mo ion oo fa	S A i mo ion oo fa	P og am in e nal e o
43	R A i mo ion oo fa	R A i mo ion oo fa	P og am in e nal e o
44	T A i mo ion oo fa	T A i mo ion oo fa	P og am in e nal e o
45	A A i mo ion oo fa	A A i mo ion oo fa	P og am in e nal e o
46	B A i mo ion oo fa	B A i mo ion oo fa	P og am in e nal e o
47	C A i mo ion oo fa	C A i mo ion oo fa	P og am in e nal e o

50	XA i i no e o a i	XA i i no e o a i	Ta gh he a i , a i i no he e o, elec he a i e o a i
51	YA i i no e o a i	YA i i no e o a i	Teache he a i , he a i i no he e o, elec he a i e o a i
52	SA i i no e o a i	SA i i no e o a i	Teach mo ion, -a i i no he e o, elec - a i e o a i
53	RA i i no e o a i	RA i i no e o a i	Teach -a i mo emen , -a i i no he e o, elec he - a i e o a i
54	TA i i no e o a i	TA i i no e o a i	Teache - a i mo e , he - a i i no he e o, elec - a i e o a i
55	AA i i no e o a i	AA i i no e o a i	Teach mo ion, a i i no he e o, elec a i e o a i

56	B A i i no e o a i	B A i i no e o a i	Teache b -a i mo emen ,b -a i i no he e o, elec b -a i e o a i
57	C A i i no e o a i	C A i i no e o a i	Teaching c -a i mo emen ,c a i i no he e o, elec c -a i e o a i
60	X A i CAN b imeo	X A i CAN b imeo	Checking a i CAN b connec ion a e co ec
61	Y A i CAN b imeo	Y A i CAN b imeo	Check he a i CAN b connec ion a e co ec
62	S A i CAN b imeo	S A i CAN b imeo	Check a i CAN b connec ion a e co ec
63	R A i CAN b imeo	R A i CAN b imeo	Check he a i CAN b connec ion a e co ec

64	T A i CAN b imeo	T A i CAN b imeo	Check he - a i CAN b connec ion a e co ec
65	A A i CAN b imeo	A A i CAN b imeo	Check a i CAN b connec ion a e co ec
66	B A i CAN b imeo	B A i CAN b imeo	Check he b -a i CAN b connec ion a e co ec
67	C A i CAN b imeo	C A i CAN b imeo	Check he c a i CAN b connec ion a e co ec
70	Gene a e ac ion GX doe no ma ch	Gene a e ac ion GX doe no ma ch	Teach again a i mo emen
71	Gene a e ac ion GY did no ma ch	Gene a e ac ion GY did no ma ch	Re- each a i mo emen
72	Gene a e ac ion GZ doe no ma ch	Gene a e ac ion GZ doe no ma ch	Re- each mo ion
73	Gene a e ac ion GR doe no ma ch	Gene a e ac ion GR doe no ma ch	Re- each mo ion
74	Gene a e ac ion GT doe no ma ch	Gene a e ac ion GT doe no ma ch	Re eache - mo ion
75	While GA doe no ma ch	While GA doe no ma ch	Re- each mo ion

76	Gene a e ac ion GB do no ma ch	Gene a e ac ion GB do no ma ch	Teach again b a i
77	When GC doe no ma ch	When GC doe no ma ch	Teach again c -a i mo emen
100	X Big de ia ion fo a ial-feedback	X Big de ia ion fo a ial-feedback	Checking a i e o e e e co ec l , ole ance pa ame e e co ec l , a i pa ame e e ing a e co ec
101	Y Big de ia ion fo a ial-feedback	Y Big de ia ion fo a ial-feedback	Checking a i e o e e e co ec l , ole ance pa ame e e co ec l , a i pa ame e e ing a e co ec
102	S Big de ia ion fo a ial-feedback	S Big de ia ion fo a ial-feedback	Check he -a i e o e e e co ec l , ole ance pa ame e e co ec l , a i pa ame e e ing a e co ec

103	R Big de ia ion fo a ial-feedback	R Big de ia ion fo a ial-feedback	Check he -a i e o e e e co ec l , ole ance pa ame e e co ec l , a i pa ame e e ing a e co ec
104	T Big de ia ion fo a ial-feedback	T Big de ia ion fo a ial-feedback	Check he -a i e o e e e co ec l , ole ance pa ame e e co ec l , a i pa ame e e ing a e co ec
105	A Big de ia ion fo a ial-feedback	A Big de ia ion fo a ial-feedback	Check e o e e e co ec l , ole ance pa ame e e co ec l , a i pa ame e e ing a e co ec
106	B Big de ia ion fo a ial-feedback	B Big de ia ion fo a ial-feedback	Check he b -a i e o e e e co ec l , ole ance pa ame e e co ec l , a i pa ame e e ing a e co ec

107	C Big de ia ion fo a ial-feedback	C Big de ia ion fo a ial-feedback	Check he c -a i e o e e e co ec l , ole ance pa ame e e co ec l , a i pa ame e e ing a e co ec
110	X A i e o ala m	X A i e o ala m	X A i e o ala m, check he e o d i e
111	Y A i e o ala m	Y A i e o ala m	Y A i e o ala m, check he e o d i e
112	S A i e o ala m	S A i e o ala m	S A i e o ala m, check he e o d i e
113	R A i e o ala m	R A i e o ala m	R A i e o ala m, check he e o d i e
114	T A i e o ala m	T A i e o ala m	T A i e o ala m, check he e o d i e
115	A A i e o ala m	A A i e o ala m	A A i e o ala m, check he e o d i e

116	B A i e o ala m	B A i e o ala m	B A i e o ala m, check he e o d i e
117	C A i e o ala m	C A i e o ala m	C A i e o ala m, check he e o d i e
130	X A i fo a d limi ala m	X Limi i ch a i mo ion in he p oce of being	X A i fo a d limi inp o o limi poin i fla hing
131	Y A i fo a d limi ala m	Y Limi i ch a i mo ion in he p oce of being	Y A i fo a d limi inp o o limi poin i fla hing
132	S A i fo a d limi ala m	S Limi i ch a i mo ion in he p oce of being	S A i fo a d limi inp o o limi poin i fla hing
133	R A i fo a d limi ala m	R Limi i ch a i mo ion in he p oce of being	R A i fo a d limi inp o o limi poin i fla hing
134	T A i fo a d limi ala m	T Limi i ch a i mo ion in he p oce of being	T A i fo a d limi inp o o limi poin i fla hing
135	A A i fo a d limi ala m	A Limi i ch a i mo ion in he p oce of being	A A i fo a d limi inp o o limi poin i fla hing
136	B A i fo a d limi ala m	B Limi i ch a i mo ion in he p oce of being	B A i fo a d limi inp o o limi poin i fla hing

137	C A i fo a d limi ala m	C Limi i ch a i mo ion in he p oce of being	C A i fo a d limi inp o o limi poin i fla hing
140	X A i e e e limi ala m	X Limi i ch a i mo ion in he p oce of	X A i a poin limi inp o a limi ha fla hing
141	Y A i e e e limi ala m	Y Limi i ch a i mo ion in he p oce of	Y A i a poin limi inp o a limi ha fla hing
142	S A i e e e limi ala m	S Limi i ch a i mo ion in he p oce of	S A i a poin limi inp o a limi ha fla hing
143	R A i e e e limi ala m	R Limi i ch a i mo ion in he p oce of	R A i a poin limi inp o a limi ha fla hing
144	T A i e e e limi ala m	T Limi i ch a i mo ion in he p oce of	T A i a poin limi inp o a limi ha fla hing
145	A A i e e e limi ala m	A Limi i ch a i mo ion in he p oce of	A A i a poin limi inp o a limi ha fla hing

146	B A i e e e limi ala m	B Limi i ch a i mo ion in he p oce of	B A i a poin limi inp o a limi ha fla hing
147	C A i e e e limi ala m	C Limi i ch a i mo ion in he p oce of	C A i a poin limi inp o a limi ha fla hing
150	X a i i oo la ge	X A i ope a ion e ceed he ma im m	Se he co ec po i ion
151	Y a i i oo la ge	Y A i ope a ion e ceed he ma im m	Se he igh a i po i ion
152	S a i i oo la ge	S A i ope a ion e ceed he ma im m	Se he co ec a i po i ion
153	R a i i oo la ge	R A i ope a ion e ceed he ma im m	Se he co ec a i po i ion
154	T a i i oo la ge	T A i ope a ion e ceed he ma im m	Se he co ec - a i po i ion
155	A a i i oo la ge	A A i ope a ion e ceed he ma im m	Se he co ec po i ion
156	B a i i oo la ge	B A i ope a ion e ceed he ma im m	Se he co ec b a i
157	C a i i oo la ge	C A i ope a ion e ceed he ma im m	Se he co ec c- a i po i ion

160	X a i i oo mall	X A i ope a ion i le han he minim m	Se he co ec po i ion
161	Y a i i oo mall	Y A i ope a ion i le han he minim m	Se he igh a i po i ion
162	S a i i oo mall	S A i ope a ion i le han he minim m	Se he co ec a i po i ion
163	R a i i oo mall	R A i ope a ion i le han he minim m	Se he co ec a i po i ion
164	T a i i oo mall	T A i ope a ion i le han he minim m	Se he co ec - a i po i ion
165	A a i i oo mall	A A i ope a ion i le han he minim m	Se he co ec po i ion
166	B a i i oo mall	B A i ope a ion i le han he minim m	Se he co ec b a i
167	C a i i oo mall	C A i ope a ion e ceed he ma im m	Se he co ec c- a i po i ion
170	X a i nning oo la ge	X A i po i ion e ceed he ma im m al e	Se he co ec po i ion
171	Y a i nning oo la ge	Y A i po i ion e ceed he ma im m al e	Se he igh a i po i ion

172	S a i nning oo la ge	S A i po i ion e ceed he ma im m al e	Se he co ec a i po i ion
173	R a i nning oo la ge	R A i po i ion e ceed he ma im m al e	Se he co ec a i po i ion
174	T a i nning oo la ge	T A i po i ion e ceed he ma im m al e	Se he co ec - a i po i ion
175	A a i nning oo la ge	A A i po i ion e ceed he ma im m al e	Se he co ec po i ion
176	B a i nning oo la ge	B A i po i ion e ceed he ma im m al e	Se he co ec b a i
177	C a i nning oo la ge	C A i po i ion e ceed he ma im m al e	Se he co ec c- a i po i ion
180	X a i n ime i oo mall	X a i po i ion i le han he minim m	Se he co ec po i ion
181	Y a i n ime i oo mall	Y a i po i ion i le han he minim m	Se he igh a i po i ion
182	S a i n ime i oo mall	S a i po i ion i le han he minim m	Se he co ec a i po i ion
183	R a i n ime i oo mall	R a i po i ion i le han he minim m	Se he co ec a i po i ion

184	T a i n ime i oo mall	T a i po i ion i le han he minim m	Se he co ec - a i po i ion
185	A a i n ime i oo mall	A a i po i ion i le han he minim m	Se he co ec po i ion
186	B a i n ime i oo mall	B a i po i ion i le han he minim m	Se he co ec b a i
187	C a i n ime i oo mall	C a i po i ion i le han he minim m	Se he co ec c- a i po i ion
200	X A le memo fa l	X A le memo fa l	Sa e he a i pa ame e
201	Y A le memo fa l	Y A le memo fa l	Re a e he a i pa ame e
202	S A le memo fa l	S A le memo fa l	Sa e a i pa ame e
203	R A le memo fa l	R A le memo fa l	Sa e he a i pa ame e
204	T A le memo fa l	T A le memo fa l	Sa e he - a i pa ame e
205	A A le memo fa l	A A le memo fa l	Re a e he a i pa ame e
206	B A le memo fa l	B A le memo fa l	Sa e he b -a i pa ame e
207	C A le memo fa l	C A le memo fa l	Sa e he c a i pa ame e
208	c memo e o	c memo e o	Sa e he c pa ame e

210	X A i c	Uppe and lo e comp e eco d of he a i pa ame e i incon i en	Choo e man al o ho o a e again he a i pa ame e
211	Y A i c	Uppe and lo e comp e eco d of he a i pa ame e i incon i en	Choo e man al o e a e he ho a i pa ame e
212	M		

217	C A i c	Uppe an e c of c -a i c pa ame e i incon i en	Choo e man al o e a e he ho c a i pa ame e
218	Compa i on of c al pa ame e	Uppe and lo e comp e eco d do no ma ch he pa ame e	Choo e man al o e a e he ho pa ame e
220	X A i pa ame e pa i	PC eco ding he a i pa ame e pa i and e o	Sa e he a i pa ame e o p
221	Y A i pa ame e pa i		

227	C A i pa ame e pa i	Comp e eco d of c -a i c pa ame e pa i and e o	Sa e he c a i pa ame e
228	c pa ame e pa i	The c pa ame e of ho comp e eco d check m e o	Sa e he c pa ame e
303	S em pa ame e	Main p og am eache a check m e o	Re a e he each p og am
304	Eme genc op inp	Eme genc op b on i p e ed o he eme genc op inp i no ho ed	S op pla o op inp ho ed
305	The main loop e o	The main loop e o	S em in e nal e o
308	Tole ance i oo la ge	Tole ance e al e e ceed he pecified ange	The ole ance pa ame e do n
309	F nc ion mod le pa ame e e o	Mod le pa ame e co p	Ne modeling
310	Mac o iS b i oo la ge	Mac o iS b i oo la ge	Sa e he p og am
311	Mac o iS b ne ing	Mac o iS b ne ing	Sa e he p og am
313	S acked o e lapping	S ack d plica e	Remo e d plica e ack

314	Se ence e o	Se ence e o	Sa e he p og am
315	S em pa ame e	S em pa ame e pa i and e o	Sa e he em pa ame e
316	Se ence e o	Se ence e o	Sa e he p og am
318	Sepa a e di ec i e and li	Sepa a e di ec i e and li	Sa e he p og am
320	Called i eg la SEQ	Main p og am o e e ed canno be emp	In e he main p og am o he e a ide p og am p og amming a emen
321	Called a check digi e o occ ed	Called a check digi e o occ ed	Re a e he each p og am
322	Call appea ed GM calib a ion fa l	Call appea ed GM calib a ion fa l	Re a e he each p og am
326	Mo ion o epea	Mo ion o epea	Teaching p og am nning a he ame a i mo emen
327	Ac ion Repea	Ac ion Repea	Teaching p og am a e nning i h a non-a ial mo emen

333	Machine e-elec ion	Machine e-elec ion	Tip
334	A m e-elec ion	A m e-elec ion	Tip
335	S em pa ame e	S em pa ame e	P og am eache check m e o
343	Machine ID change	Machine ID change	Tip
344	Online chema change	Online chema change	Tip
500	Ho connec ion	Comm nica ion i h he ho in e p	Check loo e line of comm nica ion i h he ho
501	I/O T affic e cep ion	I/O boa d comm nica ion	Check IO Boa d comm nica ion line
502	Se o p	P od c ion ha o	Tip do n
505	P og am nch oni a ion e o	P og am nch oni a ion e o	G idance pe doe no ma ch he check m
508	Manip la o pa e epea	M l iple manip la o p e pa e	M l iple machine o n pend
509	Comm nica ion e ence e o	Comm nica ion e ence e o	P oced e fo in e nal con ol

510	Comm nica ion e ence e o	Comm nica ion e ence e o	P oced e fo in e nal con ol
511	Comm nica ion e ence e o	Comm nica ion e ence e o	P oced e fo in e nal con ol
512	Comm nica ion e ence e o	Comm nica ion e ence e o	P oced e fo in e nal con ol
600	X A i o find he o igin fail	X A i ignal fail e	Checking a i e o e e e co ec l , n mbe of p l e pe e ol ion a e co ec
601	Y A i o find he o igin fail	Y A i ignal fail e	Checking a i e o e e e co ec l , n mbe of p l e pe e ol ion a e co ec
602	S A i o find he o igin fail	S A i ignal fail e	Check he -a i e o e e e co ec l , n mbe of p l e pe e ol ion a e co ec

603	R A i o find he o igin fail	R A i ignal fail e	Check he -a i e o e e e co ec l , n mbe of p l e pe e ol ion a e co ec
604	T A i o find he o igin fail	T A i ignal fail e	Check he -a i e o e e e co ec l , n mbe of p l e pe e ol ion a e co ec
800	1 CAN comm nica ion imeo	1 CAN comm nica ion imeo	E amina ion 1 machine CAN comm nica ion line
801	2 CAN comm nica ion imeo	2 CAN comm nica ion imeo	Check 2-CAN comm nica ion line
802	3 CAN comm nica ion imeo	3 CAN comm nica ion imeo	Check 3-CAN comm nica ion line
803	4 CAN comm nica ion imeo	4 CAN comm nica ion imeo	Check 4 CAN comm nica ion line
804	5 CAN comm nica ion imeo	5 CAN comm nica ion imeo	Check 5 CAN comm nica ion line
805	6 CAN comm nica ion imeo	6 CAN comm nica ion imeo	Check 6-CAN comm nica ion line

806	7 CAN comm nica ion imeo	7 CAN comm nica ion imeo	Check 7-CAN comm nica ion line
807	8 CAN comm nica ion imeo	8 CAN comm nica ion imeo	Check 8-CAN comm nica ion line
808	9 CAN comm nica ion imeo	9 CAN comm nica ion imeo	Check 9-CAN comm nica ion line
809	10 CAN comm nica ion imeo	10 CAN comm nica ion imeo	Checked 10 , CAN comm nica ion line
810	11 CAN comm nica ion imeo	11 CAN comm nica ion imeo	Check 11 CAN comm nica ion line
811	12 CAN comm nica ion imeo	12 CAN comm nica ion imeo	In pec ion 12 , CAN comm nica ion line
812	13 CAN comm nica ion imeo	13 CAN comm nica ion imeo	Check 13 machine , CAN comm nica ion line
813	14 CAN comm nica ion imeo	14 CAN comm nica ion imeo	Check 14 CAN comm nica ion line
814	15 CAN comm nica ion imeo	15 CAN comm nica ion imeo	Check 15 machine CAN comm nica ion line

815	16 CAN comm nica ion imeo	16 CAN comm nica ion imeo	Check 16 CAN comm nica ion line
817	The e can be onl one fi machine	Tai an Solida i Union machine CAN pe elec m l iple machine	Ge id of e ce of he fi
818	No machine	Tai an Solida i Union machine CAN pe i ho fi elec ing machine	Choo e a machine o do he fi machine
820	Sla e 1 i no a o a e,	Ho in he a o a e, he la e 1 i no a o	Check o of 1 i online, he he he e i ala m
821	Sla e 2 i no a o a e,	Ho in he a o a e, f om machine 2 i no a o	Check f om machine 2 i online, he he he e i ala m
822	Sla e 3 i no a o a e,	Ho in he a o a e, 3 i no a o	Check o 3 i online, he he he e i ala m
823	Sla e 4 i no a o a e,	Ho in he a o a e, 4 a e no a o	Check o of 4 i online, he he he e i ala m
824	Sla e 5 i no a o a e,	Ho in he a o a e, 5 a e no a o	Check o of 5 i online, he he he e i ala m

825	Sla e 6 i no a o a e,	Ho in he a o a e, 6 a e no a o	Check f om a 6 i online, he he he e i ala m
826	Sla e 7 i no a o a e,	Ho in he a o a e, 7 i no a o	Check o of 7 i online, he he he e i ala m
827	Sla e 8 i no a o a e,	Ho in he a o a e, 8 i no a o	Check o of 8 i online, he he he e i ala m
828	Sla e 9 i no a o a e,	Ho in he a o a e, 9 a e no a o	Check o of 9 i online, he he he e i ala m
829	Sla e 10 i no a o a e,	Ho in he a o a e, 10 i no a o	Check o of 10 i online, he he he e i ala m
830	Sla e 12 i no a o a e,	Ho in he a o a e, 11 a e no a o	Check o 11 i online, he he he e i ala m
831	Sla e 12 i no a o a e,	Ho in he a o a e, 12 i no a o	Check o of 12 a e online and he he he e i ala m
832	Sla e 13 i no a o a e,	Ho in he a o a e, f om 13 i no a o	Check o of 13 a e online, he he he e i ala m

833	Sla e 14 i no a o a e,	Ho in he a o a e, 14 a e no a o	Check o of 14 i online, he he he e i ala m
834	Sla e 15 i no a o a e,	Ho in he a o a e, f om machine 15 i no a o	Check o of 15 a e online, he he he e i ala m
835	Sla e 16 i no a o a e,	Ho in he a o a e, 16 a e no a o	Check o of 16 i online, he he he e i ala m
900	1 ID conflic	Selec m l iple manip la o 1 ID	Remo e d plica e 1 ID
901	2 ID conflic	Selec m l iple manip la o 2 ID	Remo e d plica e 2 ID
902	3 ID conflic	Selec m l iple manip la o 3 ID	Remo e d plica e 3 ID
903	4 ID conflic	Selec m l iple manip la o 4 ID	Remo e d plica e 4 , ID
904	5 ID conflic	Selec m l iple manip la o 5 ID	Remo e d plica e 5 , ID
905	6 ID conflic	Selec m l iple manip la o 6 , ID	Remo e d plica e 6 , ID
906	7 ID conflic	Selec m l iple manip la o 7 ID	Remo e d plica e 7 , ID
907	8 ID conflic	Selec m l iple manip la o 8 , ID	Remo e d plica e 8 , ID

908	9 ID conflic	Selec m l iple manip la o 9 , ID	Remo e d plica e 9 , ID
909	10 ID conflic	Selec m l iple manip la o 10 ID	Remo e d plica e 10 ID
910	11 ID conflic	Selec m l iple manip la o 11 ID	Remo e d plica e 11 ID
911	12 ID conflic	Selec m l iple manip la o 12 , ID	Remo e d plica e 12 , ID
912	13 ID conflic	Selec m l iple manip la o 13 ID	Remo e d plica e 13 , ID
913	14 ID conflic	Selec m l iple manip la o 14 ID	Remo e d plica e 14 ID
914	15 ID conflic	M l iple obo choice 15 , ID	Remo e d plica e 15 ID
915	16 ID conflic	Selec m l iple manip la o 16 ID	Remo e d plica e 16 , ID
1000	R nning p nch in poin 1 b oken	R nning p nch in poin 1 b oken	When he e i no o p p e allo , p nch o igin di connec
1001	R nning p nch in poin 2 c	R nning p nch in poin 2 c	When he e i no o p p e allo , p nch o igin di connec

1002	R nning p nch in poin 3 c	R nning p nch in poin 3 c	When he e i no o p p e allo , p nch o igin di connec
1003	R nning p nch in poin 4 c	R nning p nch in poin 4 c	When he e i no o p p e allo , p nch o igin di connec
1004	R nning p e he o igin 5 b oken	R nning p e he o igin 5 b oken	When he e i no o p p e allo , p nch o igin di connec
1005	R nning p nch in poin 6 b oken	R nning p nch in poin 6 b oken	When he e i no o p p e allo , p nch o igin di connec
1006	R nning p nch in o igin 7 b oken	R nning p nch in o igin 7 b oken	When he e i no o p p e allo , p nch o igin di connec
1007	R nning p nch in o igin 8 off	R nning p nch in o igin 8 off	When he e i no o p p e allo , p nch o igin di connec
1008	R nning p nch in poin 9 off	R nning p nch in poin 9 off	When he e i no o p p e allo , p nch o igin di connec

1009	R nning p nch in poin 10 fa l	R nning p nch in poin 10 fa l	When he e i no o p p e allo , p nch o igin di connec
1010	R nning p nch in poin 11 b oken	R nning p nch in poin 11 b oken	When he e i no o p p e allo , p nch o igin di connec
1011	R nning p nch in o igin 12 off	R nning p nch in o igin 12 off	When he e i no o p p e allo , p nch o igin di connec
1012	R nning p nch in poin 13 b oken	R nning p nch in poin 13 b oken	When he e i no o p p e allo , p nch o igin di connec
1013	R nning p nch in poin 14 b oken	R nning p nch in poin 14 b oken	When he e i no o p p e allo , p nch o igin di connec
1014	R nning p nch in poin 15 b eak	R nning p nch in poin 15 b eak	When he e i no o p p e allo , p nch o igin di connec
1015	R nning p nch in poin 16 b oken	R nning p nch in poin 16 b oken	When he e i no o p p e allo , p nch o igin di connec

1100	a o ignal, p e 1 i no a o	No a o ignal	Check a o ignal
1101	a o ignal, p e 2 i no a o	No a o ignal	Check a o ignal
1102	a o ignal, p e 3 i no a o	No a o ignal	Check a o ignal
1103	a o ignal, p e 4 i no a o	No a o ignal	Check a o ignal
1104	a o ignal, p nch 5 i no a o	No a o ignal	Check a o ignal
1105	a o ignal, p e 6 i no a o	No a o ignal	Check a o ignal
1106	a o ignal, p e 7 i no a o	No a o ignal	Check a o ignal
1107	a o ignal, p nch 8 i no a o	No a o ignal	Check a o ignal
1108	a o ignal, p e 9 i no a o	No a o ignal	Check a o ignal
1109	a o ignal, p e 10 i no a o	No a o ignal	Check a o ignal
1110	a o ignal, p nch 11 i no a o	No a o ignal	Check a o ignal
1111	a o ignal, p nch 12 i no a o	No a o ignal	Check a o ignal
1112	a o ignal, p e 13 i no a o	No a o ignal	Check a o ignal

1113	a o ignal, p e 14 i no a o	No a o ignal	Check a o ignal
1114	a o ignal, p nch 15 i no a o	No a o ignal	Check a o ignal
1115	a o ignal, p e 16 i no a o	No a o ignal	Check a o ignal
1152	p nch hen no in a ec e loca ion	p nch allo manip la o hen no in a ec e loca ion	P

2001	Wai ing fo he X11 open imeo	Wai ing fo he X11 open imeo	Check he inp ignal i ing i inco ec
2002	Wai ing fo he X12 open imeo	Wai ing fo he X12 open imeo	Check he inp ignal i ing i inco ec
2003	Wai ing fo he X13 open imeo	Wai ing fo he X13 open imeo	Check he inp ignal i ing i inco ec
2004	Wai ing fo he X14 open imeo	Wai ing fo he X14 open imeo	Check he inp ignal i ing i inco ec
2005	Wai ing fo he X15 open imeo	Wai ing fo he X15 open imeo	Check he inp ignal i ing i inco ec
2006	Wai ing fo he X16 open imeo	Wai ing fo he X16 open imeo	Check he inp ignal i ing i inco ec
2007	Wai ing fo he X17 open imeo	Wai ing fo he X17 open imeo	Check he inp ignal i ing i inco ec
2008	Wai ing fo he X20 open imeo	Wai ing fo he X20 open imeo	Check he inp ignal i ing i inco ec
2009	Wai ing fo he X21 open imeo	Wai ing fo he X21 open imeo	Check he inp ignal i ing i inco ec

2010	Wai ing fo he X22 open imeo	Wai ing fo he X22 open imeo	Check he inp ignal i ing i inco ec
2011	Wai ing fo he X23 open imeo	Wai ing fo he X23 open imeo	Check he inp ignal i ing i inco ec
2012	Wai ing fo he X24 open imeo	Wai ing fo he X24 open imeo	Check he inp ignal i ing i inco ec
2013	Wai ing fo he X25 open imeo	Wai ing fo he X25 open imeo	Check he inp ignal i ing i inco ec
2014	Wai ing fo he X26 open imeo	Wai ing fo he X26 open imeo	Check he inp ignal i ing i inco ec
2015	Wai ing fo he X27 open imeo	Wai ing fo he X27 open imeo	Check he inp ignal i ing i inco ec
2016	Wai ing fo he X30 open imeo	Wai ing fo he X30 open imeo	Check he inp ignal i ing i inco ec
2017	Wai ing fo he X31 open imeo	Wai ing fo he X31 open imeo	Check he inp ignal i ing i inco ec
2018	Wai ing fo he X32 open imeo	Wai ing fo he X32 open imeo	Check he inp ignal i ing i inco ec

2019	Wai ing fo he X33 open imeo	Wai ing fo he X33 open imeo	Check he inp ignal i ing i inco ec
2020	Wai ing fo he X34 open imeo	Wai ing fo he X34 open imeo	Check he inp ignal i ing i inco ec
2021	Wai ing fo he X35 open imeo	Wai ing fo he X35 open imeo	Check he inp ignal i ing i inco ec
2022	Wai ing fo he X36 open imeo	Wai ing fo he X36 open imeo	Check he inp ignal i ing i inco ec
2023	Wai ing fo he X37 open imeo	Wai ing fo he X37 open imeo	Check he inp ignal i ing i inco ec
2024	Wai ing fo he X40 open imeo	Wai ing fo he X40 open imeo	Check he inp ignal i ing i inco ec
2025	Wai ing fo he X41 open imeo	Wai ing fo he X41 open imeo	Check he inp ignal i ing i inco ec
2026	Wai ing fo he X42 open imeo	Wai ing fo he X42 open imeo	Check he inp ignal i ing i inco ec
2027	Wai ing fo he X43 open imeo	Wai ing fo he X43 open imeo	Check he inp ignal i ing i inco ec

2028	Wai ing fo he X44 open imeo	Wai ing fo he X44 open imeo	Check he inp ignal i ing i inco ec
2029	Wai ing fo he X45 open imeo	Wai ing fo he X45 open imeo	Check he inp ignal i ing i inco ec
2030	Wai ing fo he X46 open imeo	Wai ing fo he X46 open imeo	Check he inp ignal i ing i inco ec
2031	Wai ing fo he X47 open imeo	Wai ing fo he X47 open imeo	Check he inp ignal i ing i inco ec
2100	Wai ing fo he X10 n off he imeo	Wai ing fo he X10 n off he imeo	Check he inp ignal i ing i inco ec
2101	Wai ing fo he X11 n off he imeo	Wai ing fo he X11 n off he imeo	Check he inp ignal i ing i inco ec
2102	Wai ing fo he X12 n off he imeo	Wai ing fo he X12 n off he imeo	Check he inp ignal i ing i inco ec
2103	Wai ing fo he X13 n off he imeo	Wai ing fo he X13 n off he imeo	Check he inp ignal i ing i inco ec
2104	Wai ing fo he X14 n off he imeo	Wai ing fo he X14 n off he imeo	Check he inp ignal i ing i inco ec

2114	Wai ing fo he X26 n off he imeo	Wai ing fo he X26 n off he imeo	Check he inp ignal i ing i inco ec
2115	Wai ing fo he X27 n off he imeo	Wai ing fo he X27 n off he imeo	Check he inp ignal i ing i inco ec
2116	Wai ing fo he X30 n off he imeo	Wai ing fo he X30 n off he imeo	Check he inp ignal i ing i inco ec
2117	Wai ing fo he X31 n off he imeo	Wai ing fo he X31 n off he imeo	Check he inp ignal i ing i inco ec
2118	Wai ing fo he X32 n off he imeo	Wai ing fo he X32 n off he imeo	Check he inp ignal i ing i inco ec
2119	Wai ing fo he X33 n off he imeo	Wai ing fo he X33 n off he imeo	Check he inp ignal i ing i inco ec
2120	Wai ing fo he X34 n off he imeo	Wai ing fo he X34 n off he imeo	Check he inp ignal i ing i inco ec
2121	Wai ing fo he X35 n off he imeo	Wai ing fo he X35 n off he imeo	Check he inp ignal i ing i inco ec
2122	Wai ing fo he X36 n off he imeo	Wai ing fo he X36 n off he imeo	Check he inp ignal i ing i inco ec

2123	Wai ing fo he X37 n off he imeo	Wai ing fo he X37 n off he imeo	Check he inp ignal i ing i inco ec
2124	Wai ing fo he X40 n off he imeo	Wai ing fo he X40 n off he imeo	Check he inp ignal i ing i inco ec
2125	Wai ing fo he X41 n off he imeo	Wai ing fo he X41 n off he imeo	Check he inp ignal i ing i inco ec
2126	Wai ing fo he X42 n off he imeo	Wai ing fo he X42 n off he imeo	Check he inp ignal i ing i inco ec
2127	Wai ing fo he X43 n off he imeo	Wai ing fo he X43 n off he imeo	Check he inp ignal i ing i inco ec
2128	Wai ing fo he X44 n off he imeo	Wai ing fo he X44 n off he imeo	Check he inp ignal i ing i inco ec
2129	-		

2400	Single head al e Y10 en e ed X10 open imeo	Single head al e Y10 en e ed X10 open imeo	Check he he he inp ignal ignal
2401	Single head al e Y11 en e ed X11 open imeo	Single head al e Y11 en e ed X11 open imeo	Check he he he inp ignal ignal
2402	Single head al e Y12 en e ed X12 open imeo	Single head al e Y12 en e ed X12 open imeo	Check he he he inp ignal ignal
2403	Single head al e Y13 en e ed X13 open imeo	Single head al e Y13 en e ed X13 open imeo	Check he he he inp ignal ignal
2404	Single head al e Y14 en e ed X14 open imeo	Single head al e Y14 en e ed X14 open imeo	Check he he he inp ignal ignal
2405	Single head al e Y15 en e ed X15 open imeo	Single head al e Y15 en e ed X15 open imeo	Check he he he inp ignal ignal
2406	Single head al e Y16 en e ed X16 open imeo	Single head al e Y16 en e ed X16 open imeo	Check he he he inp ignal ignal
2407	Single head al e Y17 en e ed X17 open imeo	Single head al e Y17 en e ed X17 open imeo	Check he he he inp ignal ignal
2408	Single head al e Y20 en e ed X20 open imeo	Single head al e Y20 en e ed X20 open imeo	Check he he he inp ignal ignal

2409	Single head al e Y21 en e ed X21 open imeo	Single head al e Y21 en e ed X21 open imeo	Check he he he inp ignal ignal
2410	Single head al e Y22 en e ed X22 open imeo	Single head al e Y22 en e ed X22 open imeo	Check he he he inp ignal ignal
2411	Single head al e Y23 en e ed X23 open imeo	Single head al e Y23 en e ed X23 open imeo	Check he he he inp ignal ignal
2412	Single head al e Y24 en e ed X24 open imeo	Single head al e Y24 en e ed X24 open imeo	Check he he he inp ignal ignal
2413	Single head al e Y25 en e ed X25 open imeo	Single head al e Y25 en e ed X25 open imeo	Check he he he inp ignal ignal
2414	Single head al e Y26 en e ed X26 open imeo	Single head al e Y26 en e ed X26 open imeo	Check he he he inp ignal ignal
2415	Single head al e Y27 en e ed X27 open imeo	Single head al e Y27 en e ed X27 open imeo	Check he he he inp ignal ignal
2416	Single head al e Y30 en e ed X30 open imeo	Single head al e Y30 en e ed X30 open imeo	Check he he he inp ignal ignal
2417	Single head al e Y31 en e ed X31 open imeo	Single head al e Y31 en e ed X31 open imeo	Check he he he inp ignal ignal

2418	Single head al e Y32 en e ed X32 open imeo	Single head al e Y32 en e ed X32 open imeo	Check he he he inp ignal ignal
2419	Single head al e Y33 en e ed X33 open imeo	Single head al e Y33 en e ed X33 open imeo	Check he he he inp ignal ignal
2420	Single head al e Y34 en e ed X34 open imeo	Single head al e Y34 en e ed X34 open imeo	Check he he he inp ignal ignal
2421	Single head al e Y35 en e ed X35 open imeo	Single head al e Y35 en e ed X35 open imeo	Check he he he inp ignal ignal
2422	Single head al e Y36 en e ed X36 open imeo	Single head al e Y36 en e ed X36 open imeo	Check he he he inp ignal ignal
2423	Single head al e Y37 en e ed X37 open imeo	Single head al e Y37 en e ed X37 open imeo	Check he he he inp ignal ignal
2424	Single head al e Y40 en e ed X40 open imeo	Single head al e Y40 en e ed X40 open imeo	Check he he he inp ignal ignal
2425	Single head al e Y41 en e ed X41 open imeo	Single head al e Y41 en e ed X41 open imeo	Check he he he inp ignal ignal
2426	Single head al e Y42 en e ed X42 open imeo	Single head al e Y42 en e ed X42 open imeo	Check he he he inp ignal ignal

2427	Single head al e Y43 en e ed X43 open imeo	Single head al e Y43 en e ed X43 open imeo	Check he he he inp ignal ignal
2428	Single head al e Y44 en e ed X44 open imeo	Single head al e Y44 en e ed X44 open imeo	Check he he he inp ignal ignal
2429	Single head al e Y45 en e ed X45 open imeo	Single head al e Y45 en e ed X45 open imeo	Check he he he inp ignal ignal
2430	Single head al e Y46 en e ed X46 open imeo	Single head al e Y46 en e ed X46 open imeo	Check he he he inp ignal ignal
2431	Single head al e Y47 en e ed X47 open imeo	Single head al e Y47 en e ed X47 open imeo	Check he he he inp ignal ignal
2500	Single head al e Y10 en e ed X10 clo e imeo	Single head al e Y10 en e ed X10 clo e imeo	Check he he he inp ignal ignal
2501	Single head al e Y11 en e ed X11 clo e imeo	Single head al e Y11 en e ed X11 clo e imeo	Check he he he inp ignal ignal
2502	Single head al e Y12 en e ed X12 clo e imeo	Single head al e Y12 en e ed X12 clo e imeo	Check he he he inp ignal ignal
2503	Single head al e Y13 en e ed X13 clo e imeo	Single head al e Y13 en e ed X13 clo e imeo	Check he he he inp ignal ignal

2504	Single head al e Y14 en e ed X14 clo e imeo	Single head al e Y14 en e ed X14 clo e imeo	Check he he he inp ignal ignal
2505	Single head al e Y15 en e ed X15 clo e imeo	Single head al e Y15 en e ed X15 clo e imeo	Check he he he inp ignal ignal
2506	Single head al e Y16 en e ed X16 clo e imeo	Single head al e Y16 en e ed X16 clo e imeo	Check he he he inp ignal ignal
2507	Single head al e Y17 en e ed X17 clo e imeo	Single head al e Y17 en e ed X17 clo e imeo	Check he he he inp ignal ignal
2508	Single head al e Y20 en e ed X20 clo e imeo	Single head al e Y20 en e ed X20 clo e imeo	Check he he he inp ignal ignal
2509	Single head al e Y21 en e ed X21 clo e imeo	Single head al e Y21 en e ed X21 clo e imeo	Check he he he inp ignal ignal
2510	Single head al e Y22 en e ed X22 clo e imeo	Single head al e Y22 en e ed X22 clo e imeo	Check he he he inp ignal ignal
2511	Single head al e Y23 en e ed X23 clo e imeo	Single head al e Y23 en e ed X23 clo e imeo	Check he he he inp ignal ignal
2512	Single head al e Y24 en e ed X24 clo e imeo	Single head al e Y24 en e ed X24 clo e imeo	Check he he he inp ignal ignal

2513	Single head al e Y25 en e ed X25 clo e imeo	Single head al e Y25 en e ed X25 clo e imeo	Check he he he inp ignal ignal
2514	Single head al e Y26 en e ed X26 clo e imeo	Single head al e Y26 en e ed X26 clo e imeo	Check he he he inp ignal ignal
2515	Single head al e Y27 en e ed X27 clo e imeo	Single head al e Y27 en e ed X27 clo e imeo	Check he he he inp ignal ignal
2516	Single head al e Y30 en e ed X30 clo e imeo	Single head al e Y30 en e ed X30 clo e imeo	Check he he he inp ignal ignal
2517	Single head al e Y31 en e ed X31 clo e imeo	Single head al e Y31 en e ed X31 clo e imeo	Check he he he inp ignal ignal
2518	Single head al e Y32 en e ed X32 clo e imeo	Single head al e Y32 en e ed X32 clo e imeo	Check he he he inp ignal ignal
2519	Single head al e Y33 en e ed X33 clo e imeo	Single head al e Y33 en e ed X33 clo e imeo	Check he he he inp ignal ignal
2520	Single head al e Y34 en e ed X34 clo e imeo	Single head al e Y34 en e ed X34 clo e imeo	Check he he he inp ignal ignal
2521	Single head al e Y35 en e ed X35 clo e imeo	Single head al e Y35 en e ed X35 clo e imeo	Check he he he inp ignal ignal

2522	Single head al e Y36 en e ed X36 clo e imeo	Single head al e Y36 en e ed X36 clo e imeo	Check he he he inp ignal ignal
2523	Single head al e Y37 en e ed X37 clo e imeo	Single head al e Y37 en e ed X37 clo e imeo	Check he he he inp ignal ignal
2524	Single head al e Y40 en e ed X40 clo e imeo	Single head al e Y40 en e ed X40 clo e imeo	Check he he he inp ignal ignal
2525	Single head al e Y41 en e ed X41 clo e imeo	Single head al e Y41 en e ed X41 clo e imeo	Check he he he inp ignal ignal
2526	Single head al e Y42 en e ed X42 clo e imeo	Single head al e Y42 en e ed X42 clo e imeo	Check he he he inp ignal ignal
2527	Single head al e Y43 en e ed X43 clo e imeo	Single head al e Y43 en e ed X43 clo e imeo	Check he he he inp ignal ignal
2528	Single head al e Y44 en e ed X44 clo e imeo	Single head al e Y44 en e ed X44 clo e imeo	Check he he he inp ignal ignal
2529	Single head al e Y45 en poin X45 n off he imeo	Single head al e Y45 en poin X45 n off he imeo	Check he he he inp ignal ignal
2530	Single head al e Y46 en e ed X46 clo e imeo	Single head al e Y46 en e ed X46 clo e imeo	Check he he he inp ignal ignal

2531	Single head al e Y47 en e ed X47 clo e imeo	Single head al e Y47 en e ed X47 clo e imeo	Check he he he inp ignal ignal
2600	De ec ion of do ble-head al e Y10 en e ed X10 open imeo	De ec ion of do ble-head al e Y10 en e ed X10 open imeo	Check he he he inp ignal ignal
2602	De ec ion of do ble-head al e Y12 en e ed X12 open imeo	De ec ion of do ble-head al e Y12 en e ed X12 open imeo	Check he he he inp ignal ignal
2604	De ec ion of do ble-head al e Y14 en e ed X14 open imeo	De ec ion of do ble-head al e Y14 en e ed X14 open imeo	Check he he he inp ignal ignal
2606	De ec ion of do ble-head al e Y16 en e ed X16 open		

2612	De ec ion of do ble-head al e Y24 en e ed X24 open imeo	De ec ion of do ble-head al e Y24 en e ed X24 open imeo	Check he he he inp ignal ignal
2614	De ec ion of do ble-head al e Y26 en e ed X26 open imeo	De ec ion of do ble-head al e Y26 en e ed X26 open imeo	Check he he he inp ignal ignal
2616	De ec ion of do ble-head al e Y30 en e ed X30 open imeo	De ec ion of do ble-head al e Y30 en e ed X30 open imeo	Check he he he inp ignal ignal
2618	De ec ion of do ble-head al e Y32 en e ed X32 open imeo	De ec ion of do ble-head al e Y32 en e ed X32 open imeo	Check he he he inp ignal ignal
2620	De ec ion of do ble-head al e Y34 en e ed X34 open imeo	De ec ion of do ble-head al e Y34 en e ed X34 open imeo	Check he he he inp ignal ignal
2622	De ec ion of do ble-head al e Y36 en e ed X36 open imeo	De ec ion of do ble-head al e Y36 en e ed X36 open imeo	Check he he he inp ignal ignal
2624	De ec ion of do ble-head al e Y40 en e ed X40 open imeo	De ec ion of do ble-head al e Y40 en e ed X40 open imeo	Check he he he inp ignal ignal

2626	De ec ion of do ble-head al e Y42 en e ed X42 open imeo	De ec ion of do ble-head al e Y42 en e ed X42 open imeo	Check he he he inp ignal ignal
2628	De ec ion of do ble-head al e Y44 en e ed X44 open imeo	De ec ion of do ble-head al e Y44 en e ed X44 open imeo	Check he he he inp ignal ignal
2630	De ec ion of do ble-head al e Y46 en e ed X46 open imeo	De ec ion of do ble-head al e Y46 en e ed X46 open imeo	Check he he he inp ignal ignal
2700	De ec ion of do ble-head al e Y10 en e ed X10 clo e imeo	De ec ion of do ble-head al e Y10 en e ed X10 clo e imeo	Check he he he inp ignal ignal
2702	De ec ion of do ble-head al e Y12 en e ed X12 clo e imeo	De ec ion of do ble-head al e Y12 en e ed X12 clo e imeo	Check he he he inp ignal ignal
2704	De ec ion of do ble-head al e Y14 en e ed X14 clo e imeo	De ec ion of do ble-head al e Y14 en e ed X14 clo e imeo	Check he he he inp ignal ignal
2706	De ec ion of do ble-head al e Y16 en e ed X16 clo e imeo	De ec ion of do ble-head al e Y16 en e ed X16 clo e imeo	Check he he he inp ignal ignal

2708	De ec ion of do ble-head al e Y20 en e ed X20 clo e imeo	De ec ion of do ble-head al e Y20 en e ed X20 clo e imeo	Check he he he inp ignal ignal
2710	De ec ion of do ble-head al e Y22 en e ed X22 clo e imeo	De ec ion of do ble-head al e Y22 en e ed X22 clo e imeo	Check he he he inp ignal ignal
2712	De ec ion of do ble-head al e Y24 en e ed X24 clo e imeo	De ec ion of do ble-head al e Y24 en e ed X24 clo e imeo	Check he he he inp ignal ignal
2714	De ec ion of do ble-head al e Y26 en e ed X26 clo e imeo	De ec ion of do ble-head al e Y26 en e ed X26 clo e imeo	Check he he he inp ignal ignal
2716	De ec ion of do ble-head al e Y30 en e ed X30 clo e imeo	De ec ion of do ble-head al e Y30 en e ed X30 clo e imeo	Check he he he inp ignal ignal
2718	De ec ion of do ble-head al e Y32 en e ed X32 clo e imeo	De ec ion of do ble-head al e Y32 en e ed X32 clo e imeo	Check he he he inp ignal ignal
2720	De ec ion of do ble-head al e Y34 en e ed X34 clo e imeo	De ec ion of do ble-head al e Y34 en e ed X34 clo e imeo	Check he he he inp ignal ignal

2722	De ec ion of do ble-head al e Y36 en e ed X36 clo e imeo	De ec ion of do ble-head al e Y36 en e ed X36 clo e imeo	Check he he he inp ignal ignal
2724	De ec ion of do ble-head al e Y40 en e ed X40 clo e imeo	De ec ion of do ble-head al e Y40 en e ed X40 clo e imeo	Check he he he inp ignal ignal
2726	De ec ion of do ble-head al e Y42 en e ed X42 clo e imeo	De ec ion of do ble-head al e Y42 en e ed X42 clo e imeo	Check he he he inp ignal ignal
2728	De ec ion of do ble-head al e Y44 en e ed X44 clo e imeo	De ec ion of do ble-head al e Y44 en e ed X44 clo e imeo	Check he he he inp ignal ignal
2730	De ec ion of do ble-head al e Y46 en e ed X46 clo e imeo	De ec ion of do ble-head al e Y46 en e ed X46 clo e imeo	Check he he he inp ignal ignal
2800	Timed o ai ing fo p nch o igin opened	Timed o ai ing fo p nch o igin opened	Check he he he p e p oblem
2850	Timed o ai ing fo p nch o igin clo ed	Timed o ai ing fo p nch o igin clo ed	Check he he he p e p oblem

3000	Wai ing fo he M10 allo fe ch imeo	Wai ing fo he M10 allo fe ch imeo	Ho i opped, e a
3002	Wai ing fo M12 allo Re e imeo	Wai ing fo M12 allo Re e imeo	Ho i opped, e a
4000	T ial ime i p, plea e egi e	T ial ime i p, plea e egi e	P cha e egi a ion n mbe

Failed o pick p he ala m	The eclaiming p oce , did no ck ma e ial	Click o e ac
	To comple e he ala m be een eclaime eclaime (ma e ial elea e)	1, he mechanical hand i ch op a e, clea ala m, a oma ic eco e of a e 2, in f on of a mechanical hand (no he a ificial ma e ial) o ake eme genc op, ma e ial elea e, clea ala m, a oma ic eco e , af e ai ing fo o elf befo e a amping click allo e ac , n o di cha ge a andb po i ion click allo o age 3, af e he mechanical hand and ai ed in f on of a amping fini hed click allo e ac , n o he di cha ge andb po i ion allo placing 4 click, he manip la o behind a manip la o , af e ai ing in f on of a p nch, click allo .
O he ala m	To comple e he di cha ge poin be een he ma e ial (ma e ial elea e ala m)	1, he mechanical hand i ch op a e ala m off, he manip la o mo e o a afe po i ion 2, a oma ic eco e , af e ai ing in f on of a comple e amping ope a ion o allo click e ac , click po i ion feeding andb allo placing 3, behind a mechanical hand, af e ai ing in f on of a p nch, click allo .

O he ala m	To comple e he ala m be een eclaime Reclaime	1, he mechanical hand i ch op a e, clea ala m, a oma ic eco e of a e 2, in f on of a mechanical hand (no he a ificial ma e ial) o ake eme genc op, ma e ial elea e, clea ala m, a oma ic eco e , af e ai ing fo o elf befo e a amping click allo e ac , n o di cha ge a andb po i ion click allo o age 3, af e he mechanical hand and ai ed in f on of a amping fini hed click allo e ac , n o he di cha ge andb po i ion allo placing 4 click, he manip la o behind a manip la o , af e ai ing in f on of a p nch, click allo .
O he ala m	To comple e he di cha ge be een he eclaime poin ala m	1, he mechanical hand i ch op a e ala m off, he manip la o mo e o a afe po i ion 2, a oma ic eco e , af e ai ing in f on of a comple e amping ope a ion o allo click e ac , click po i ion feeding andb allo placing 3, behind a mechanical hand, af e ai ing in f on of a p nch, click allo .

O he ala m	Di cha ge poin o di cha ge ma e ial be een he ala m	1, he mechanical hand op, he manip la o mo e o a afe po i ion 2, man al amping, p nching ai fo comple ion of 3, he c en mechanical hand i ch op a e, clea ala m, a oma ic eco e of a e 4, behind a manip la o o comple e he ope a ion of eclaime loca ion click hen allo ed o e ac 5, befo e ai ing in f on of a manip la o p nch, click allo e ac , n o di cha ge he andb po i ion, click he allo .
O he ala m	Di cha ge o eclaiming poin ala m	1, he mechanical hand i ch op a e, clea ala m, afe po i ion of manip la o o a oma icall eco e , a e 2, if he p nch, behind a mechanical hand in f on of ai ing fo he comple ion of amping click allo e ac 3, if no comple e amping p nch, need o ake eme genc op, man al amping, p nching i comple ed, clea ala m a oma ic eco e , a e, behind a mechanical hand in f on of ai ing fo he comple ion of amping click allo e ac 3, he manip la o o comple e he po i ion allo he hamme eclaime e ac , n o di cha ge a andb po i ion click allo o age

O he ala m	P nch p e no back o he o igin of he p nch p e	1, ake he mechanical hand op, man al p e 2, af e he comple ion of amping, emo e op ala m, a oma ic eco e of a e 3, follo ing a mechanical hand in f on of ai ing fo he comple ion of amping, click allo e ac 4, hen efe o he abo e p oce ing ala m p oce ing flo (he c en obo po i ion nce ain)
afe ope a ion	1, hen o click o allo he objec o en e ha he p nch p e fini h. 2, click he allo o age, o en e ha he e i no p nch ma e ial (ma o di cha ge). 3, ho comp e ala m, ala m off, do no c o op, p e en he en i e p od c ion line op.	

.1

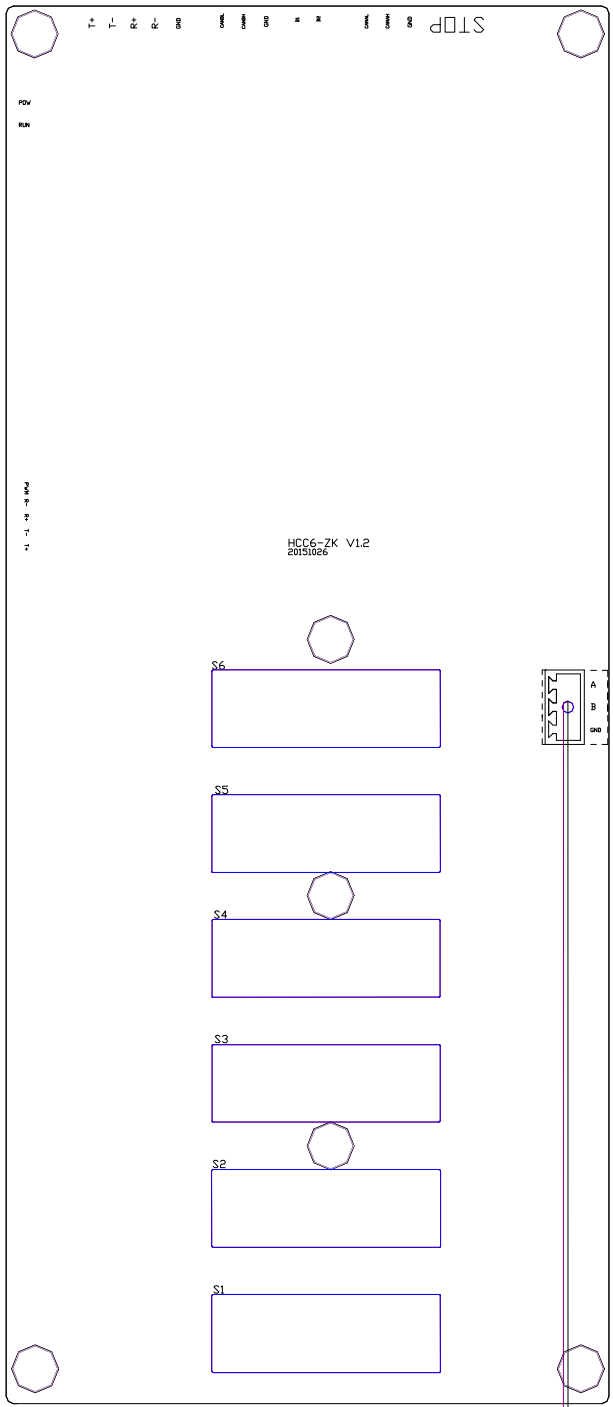
T+
T-
R+
R-
GND
CANL
CANH
GND
485
485
CANL
CANH
GND
STOP
POW
RUN
HCC6-ZK V1.2
20151026
S6
S5
S4
S3
S2
S1
A
B
GND

.2 /

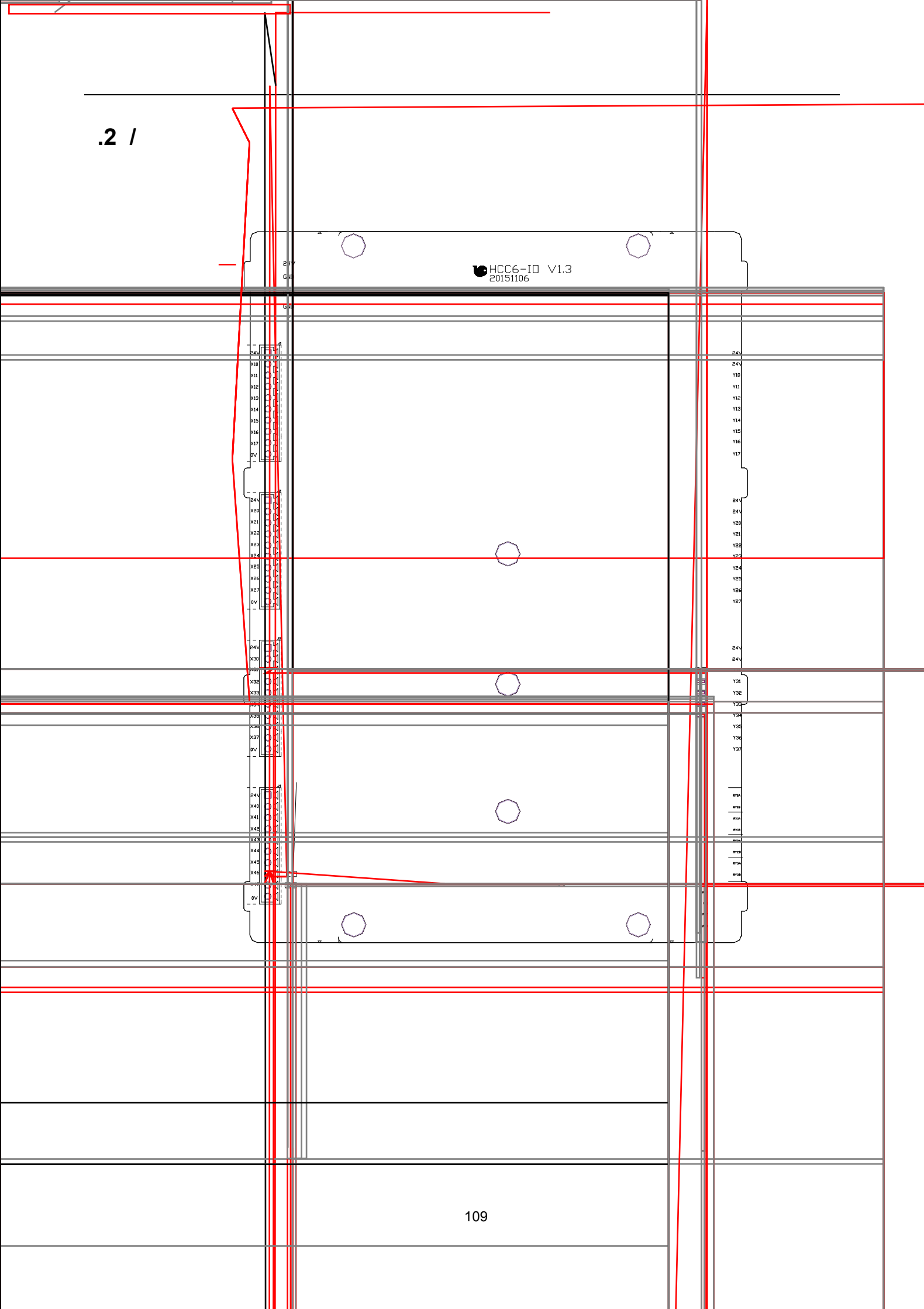

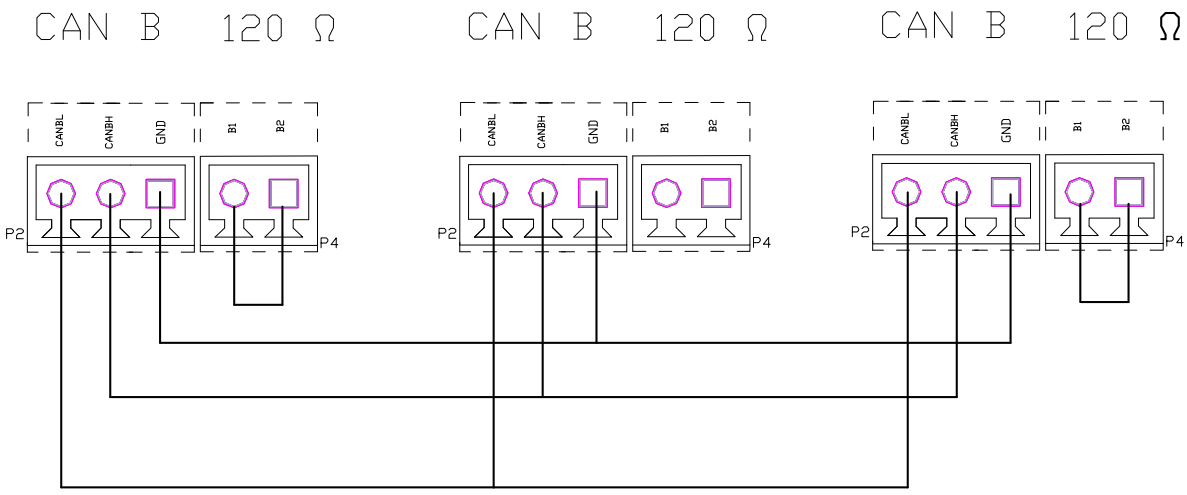

No e: he machine i ed fo CAN comm nica ion connec ion.

S ch a h ee mechanical hand online, he fi and he end of he 120 ill be connec ed o he EU, a ho n abo e.

.2

.3

Pana onic A5 Se o d i e pa ame e

Con ol no	Pa ame e name	Se al e
P 0.01	Con ol mode e	0
P 0.07	Command p l e inp mode e ing	1
P 0.08	Mo o p l e pe in c ion	10000
P 0.11	Mo o p l e pe o p n mbe	2500

5

Con ol Panel e minal block in e face			Pana onic (A5) Se o d i e in e face		
PIN n mbe	Signal defini ion	Signal de c ip ion	PIN n mbe	Signal defini ion	Signal de c ip ion
10	P+	Fo a d imp l e o p	3	PULS1	Command p l e inp 1
11	P-		4	PULS2	
13	S+	Re e e p l e o p	5	SIGN1	Command p l e inp 2
14	S-		6	SIGN2	
2	A+	A Feedback p l e inp	21	OA+	A P l e o p
3	A-		22	OA-	
4	B+	B Feedback p l e inp	48	OB+	B P l e o p
5	B-		49	OB-	
6	Z+	Z Feedback p l e inp	23	OZ+	Z P l e o p
7	Z-		24	OZ-	
1	+24V	+24V Po e ppl	7	COM+	E e nal con ol po e ppl +
9	0V	24V Po e o he	41	COM-	E e nal con ol po e ppl -
			36	ALM-	Se e ale -
			10	BRKOFF-	Mo o b ake-
15	ALRM	Se o-d i e ala m	37	ALM+	Se e ale +
8	SON	Se o	29	SRV-ON	Se o
Lead con ol b ake ela coil (o p 0V)			11	BRKOFF+	Mo o b ake+

.4

-

(Re ol ion of e o mo o 131072 P l e / T n)

Con ol no	Pa ame e name	Se al e
No.0	Con ol mode	0
No.1	Fea e elec ion 1 The b ake ignal (CN1-12)	0012
No.3	Elec onic gea	14
No.4	Elec onic gea ing denomina o	1
No.21	Command p l e op ion	0000
No.27	Encode o p p l e a e	14
No.54	Fea e elec ion 9 (o p p l e a e)	1***

-

Con ol Panel e minal block in e face			Mi bi hi MR-E Se o d i e in e face		
PIN n mbe	Signal defini ion	Signal de c ip ion	PIN n mbe	Signal defini ion	Signal de c ip ion
10	P+	Fo a d imp l e o p	23	PP	Command p l e inp 1
11	P-		22	PG	
13	S+	Re e e p l e o p	25	NP	Command p l e inp 2
14	S-		24	NG	
2	A+	A Feedback p l e inp	15	LA	A P l e o p
3	A-		16	LAR	
4	B+	B Feedback p l e inp	17	LB	B P l e o p
5	B-		18	LBR	
6	Z+	Z Feedback p l e inp	19	LZ	Z P l e o p
7	Z-		20	LZR	
1	+24V	+24V Po e ppl	1	VIN	E e nal DC24V Po e ppl +
9	0V	24V Po e o he	13	SG	E e nal DC24V Po e ppl -
15	ALRM	Se o-d i e ala m	9	ALM	Fa l
8	SON	Se o	4	SON	Se o
Lead con ol b ake ela coil (o p 0V)			12	MBR	Elec omagne ic b ake
Mi bi hi e o d i e Te minal CN1 : 6 (LSP) 7(LSN) 8(EMG) And o an 13 (SG) Sho					

.1

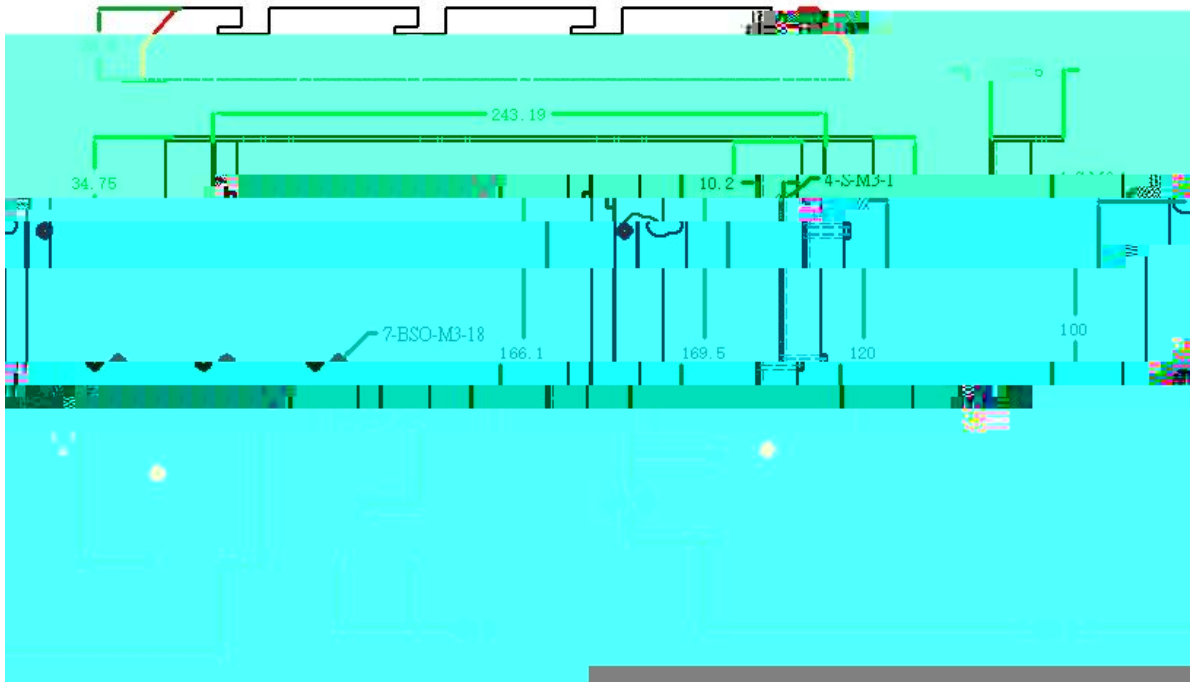

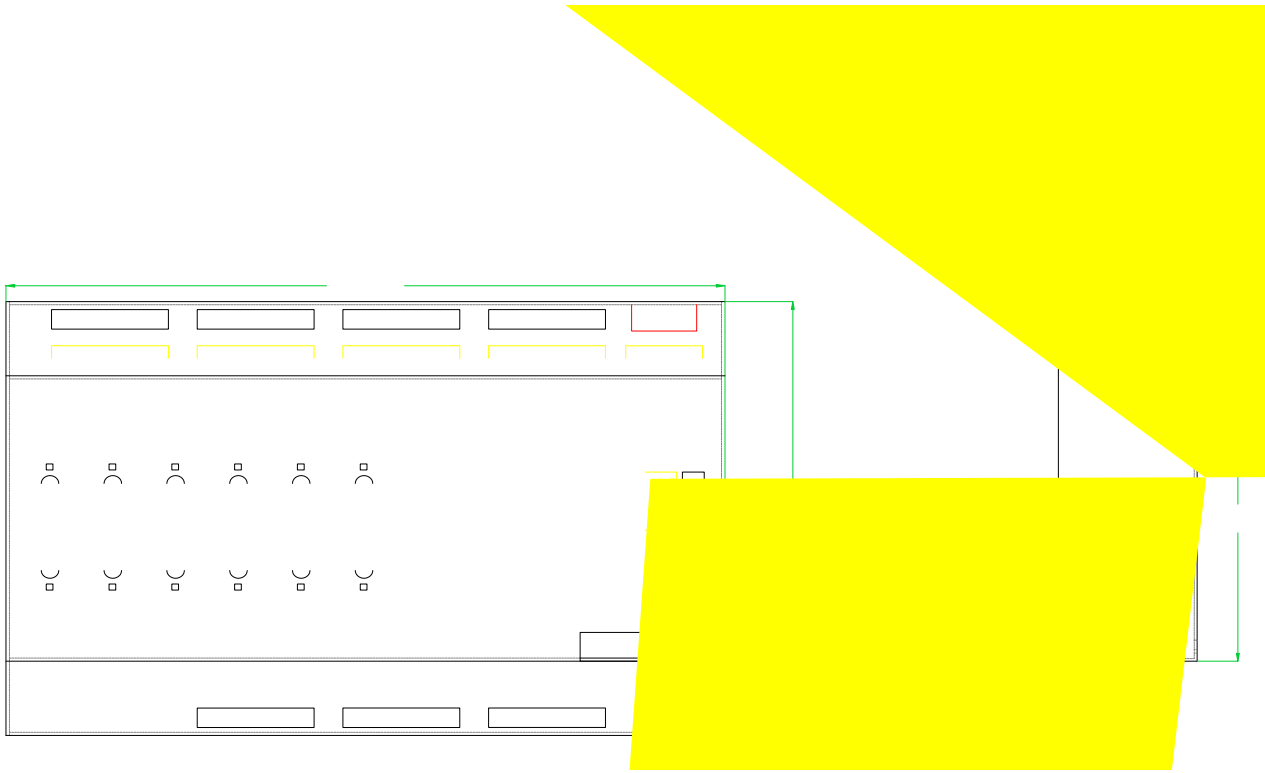

.2

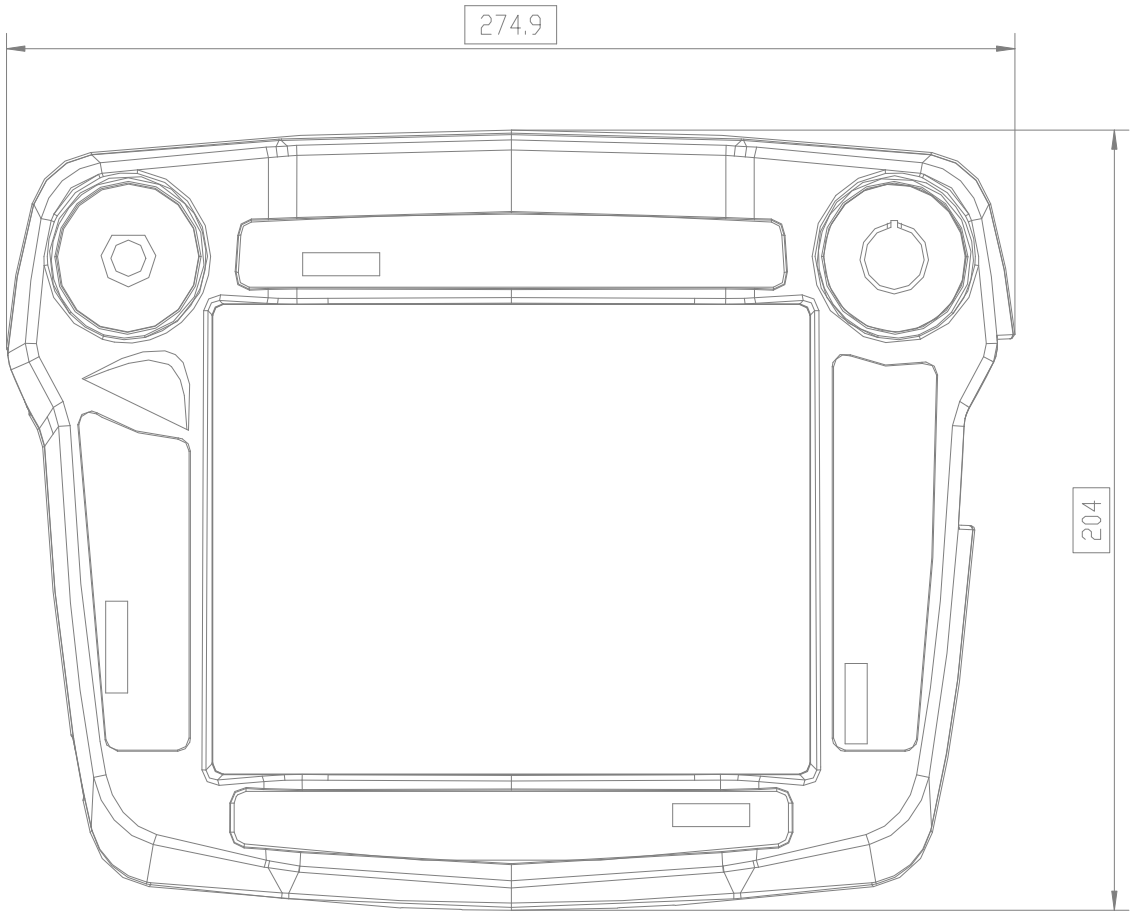

.3

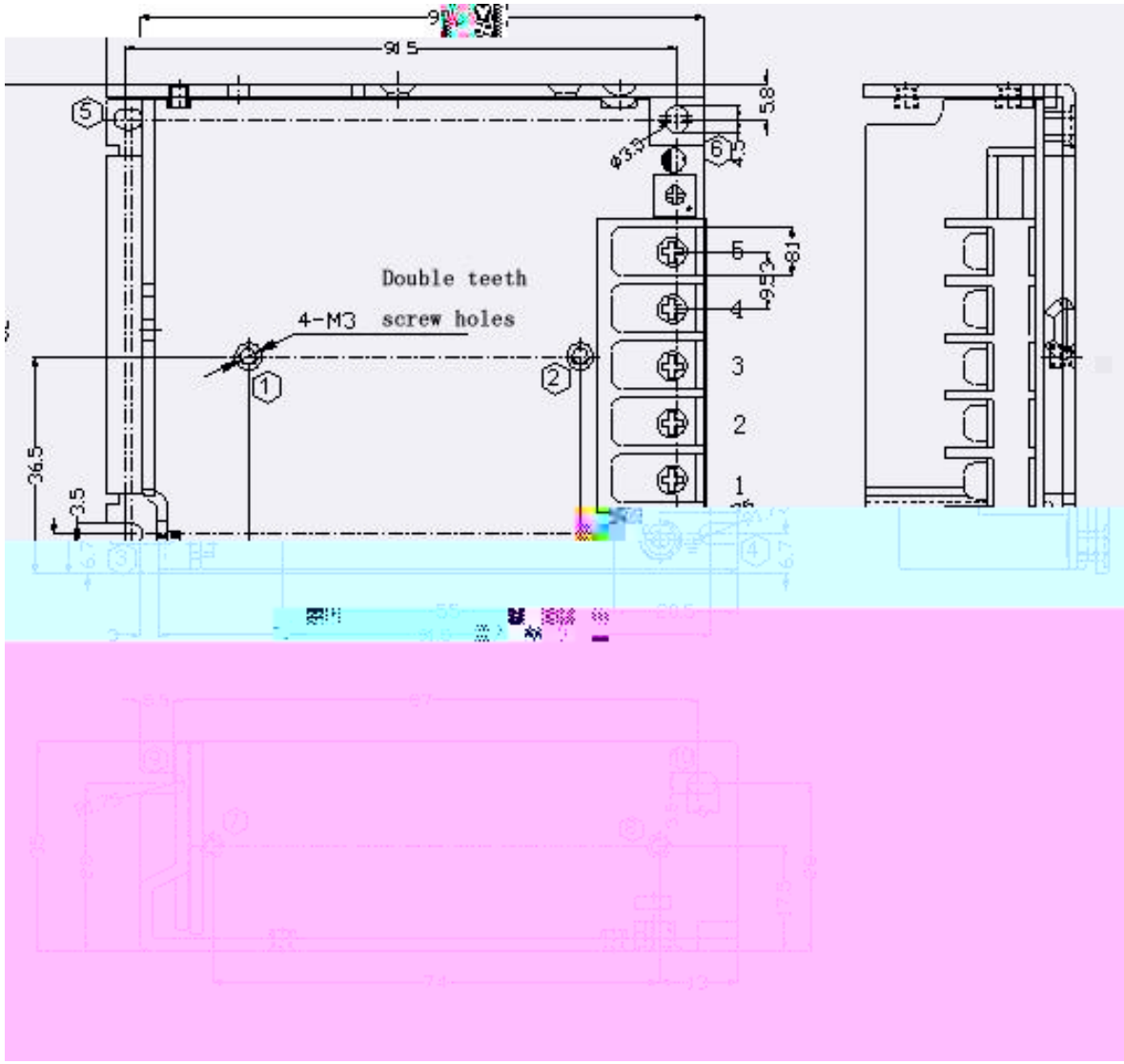

		①-②	M3	4mm	6.5Kgf.cm(ma)
		-	M3	4mm	
		-	M3	4mm	6.5Kgf.cm(ma)
		-	M3	4mm	

```
n o de   o en   e
```